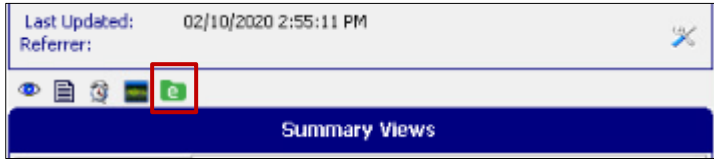

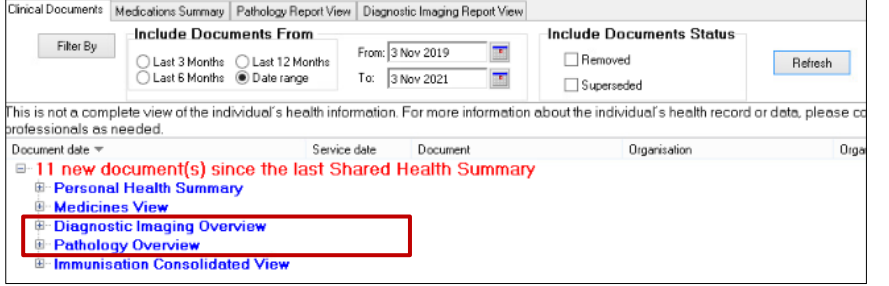
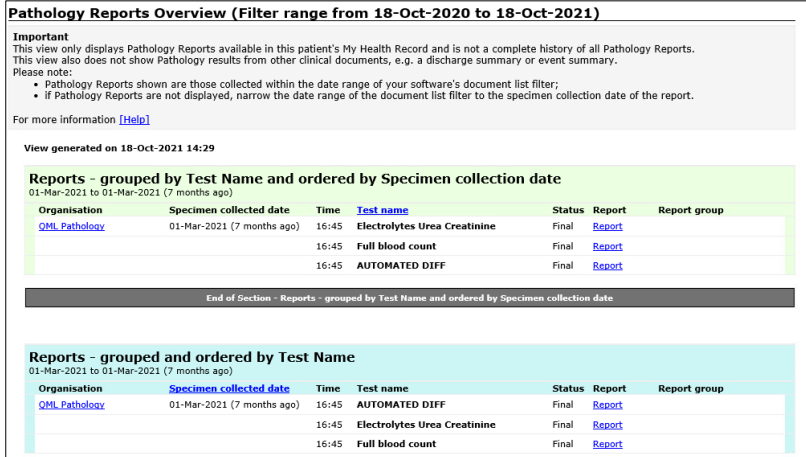


Viewing the Pathology and Diagnostic Imaging (DI) Reports Overview

Note: These steps assume that your software is connected to the My Health Record system, the patient has a My Health Record and their individual healthcare identifier (IHI) has been validated in your system

<p>STEP 1: To access the patient's My Health Record, select the My Health Record icon above the Summary Views panel.</p>	
<p>STEP 2: Select Refresh in the Document list.</p>	
<p>STEP 3: Click on Pathology Overview or Diagnostic Imaging Overview in the Document list (they will always appear near the top of the list).</p>	
<p>The Pathology Reports Overview and Diagnostic Imaging Reports Overview bring together all test reports available in a My Health Record within a specified date range, with tests grouped by date, name and type. These Overviews allow you to quickly and easily find a specific report.</p>	
<p>STEP 4: Within the Overview, you will be able to navigate down or use hyperlinks to see information related to your patient's recent test history.</p>	

Viewing the Pathology and Diagnostic Imaging (DI) Reports Overview continued

To access a report, click on the hyperlink.

Organisation	Specimen collected date	Time	Test name	Status	Report	Report group
QML Pathology	01-Mar-2021 (9 months ago)	16:45	Electrolytes Urea Creatinine	Final	Report	
Sullivan Nicolaides Pathology	27-Mar-2019 (2 years ago)	20:34	Electrolytes Urea Creatinine	Final	Report	
Mater Pathology	17-Mar-2019 (2 years ago)	16:58	Electrolytes Urea Creatinine	Final	Report	
Pathology Queensland	10-Mar-2019 (2 years ago)	19:48	Electrolytes Urea Creatinine	Final	Report	
QML Pathology	01-Mar-2019 (2 years ago)	16:45	Electrolytes Urea Creatinine	Final	Report	

End of Section - Latest Pathology Reports for Electrolytes Urea Creatinine

Organisation	Specimen collected date	Time	Test name	Status	Report	Report group
QML Pathology	01-Mar-2021 (9 months ago)	16:45	Full blood count	Final	Report	
Sullivan Nicolaides Pathology	27-Mar-2019 (2 years ago)	20:34	Full blood count	Final	Report	
Mater Pathology	17-Mar-2019 (2 years ago)	16:58	Full blood count	Final	Report	
Pathology Queensland	10-Mar-2019 (2 years ago)	19:48	Full blood count	Final	Report	
QML Pathology	01-Mar-2019 (2 years ago)	16:45	Full blood count	Final	Report	

If you cannot see a Pathology/DI report within an Overview, please note the following:

- If you don't select a date range, you will automatically see up to two years' worth of pathology reports and seven years' worth of DI reports.
- If your date range is too narrow, try expanding the date range in the Document list.

Other reasons why you may not see a report:

- Report links may be missing if there are too many reports for the system to display within your set date range, or if the report itself is too large. If this is the case, instructions will be provided to guide you to open the report.
- The reports may not have been uploaded to the patient's My Health Record.
- The reports may have been restricted from view by the patient or their representative.

Useful links:

- Pathology and diagnostic imaging providers uploading to My Health Record:
<https://www.digitalhealth.gov.au/initiatives-and-programs/my-health-record/pathology-and-diagnostic-imaging-providers-uploading-to-my-health-record>
- How and when to view a My Health Record:
<https://www.myhealthrecord.gov.au/for-healthcare-professionals/howtos/view-my-health-record>
- For upcoming training opportunities, visit Events and Webinars:
<https://www.digitalhealth.gov.au/newsroom/events-and-webinars>

For assistance contact the My Health Record helpline on **1800 723 471** or email help@digitalhealth.gov.au