



My Health Record

Statistics and Insights

SEPTEMBER 2021

The Australian Digital Health Agency publishes a range of statistics about how My Health Record is being used by healthcare provider organisations and patients.

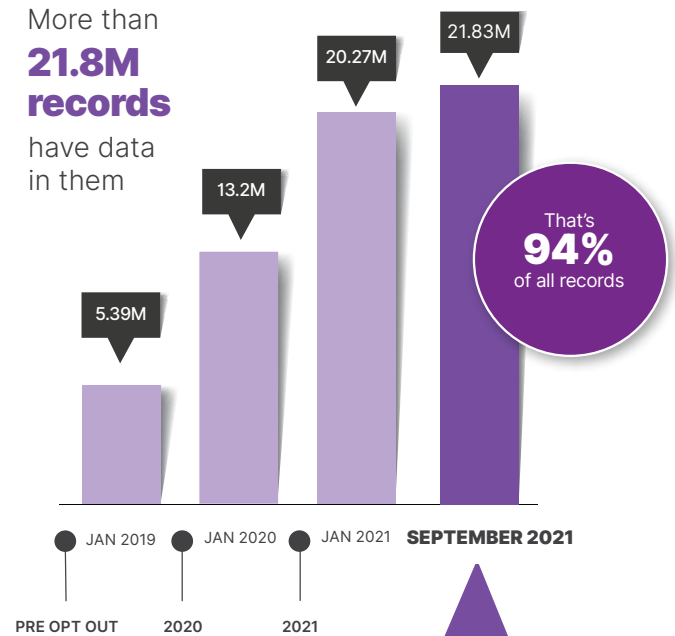
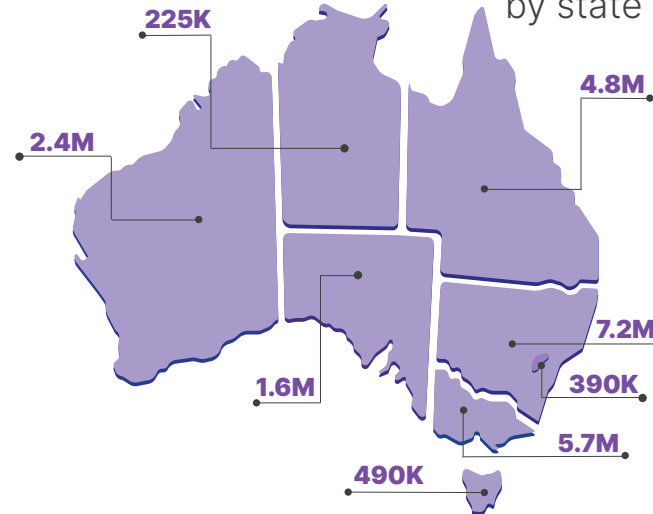
The statistics include information about registrations, document uploads and prescription/dispense documents.

More than
23.1
total My Health Records



When you have a My Health Record, your health information can be viewed securely online from anywhere, at any time even if you move or travel interstate. You and your healthcare providers can also access your health information from any computer or device that's connected to the internet.


Records
by state



The volume of records with data in them has grown by more than **2M** in the last year and **280K** in the last month

There are nearly
470M

documents in the system that have been uploaded by **consumers** or **healthcare providers**.



You can also view or download your proof of vaccination documents. Almost 100,000 COVID-19 digital certificates were viewed in My Health Record in September.

CLINICAL DOCUMENTS

180M

uploaded by a healthcare provider like hospitals, pathologists and radiologists.

MEDICINE DOCUMENTS

290M

uploaded by healthcare providers like pharmacists and GPs.

CONSUMER DOCUMENTS

401K

uploaded by people.



There have been **123K** people who have registered for a My Health Record that had previously opted out, an increase of **15%** in the last month.

What documents did people **view** the most?

Pathology reports

were viewed the most in September with nearly

1.1M
views

177.5K

1.097M

September 2020

September 2021

518%
change
in the
last year

What about **security** and **privacy**?

Only

44.4K

people have placed advanced access controls in their records.



Australians trust My Health Record to keep their health information secure but remember, you can decide which healthcare providers can view your record. This month nearly **20K** people checked who had accessed their record.

“

The majority of Tjuntjuntjara’s Spinifex Health Service patients have all their medications, investigations, discharge summaries and health summaries in My Health Record. This means that when they travel to other communities, all of this is instantly accessible. This has been an invaluable resource to maintain continuity of care.

”

Dr Jill Benson AM
Medical Director
Tjuntjuntjara’s Spinifex Health Service.

Consolidated Immunisation Views

A total of
1.8M views

561K

February 2021

September 2021

People also **viewed** more than

96.5K

COVID-19 digital certificates

174K

Diagnostic imaging reports

50K

Discharge summaries

HOW ARE **HEALTHCARE PROVIDERS** USING IT?

PHARMACY



99% of pharmacies are now registered
99% have used My Health Record

GP



99% of GPs are now registered
94% have used My Health Record

PUBLIC HOSPITAL



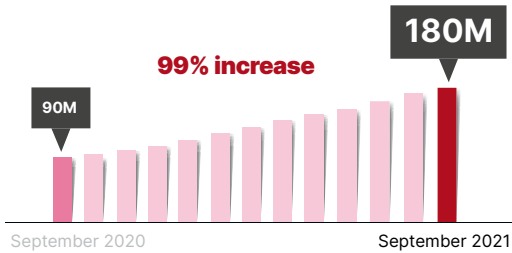
97% of public hospitals are now registered
95% have used My Health Record



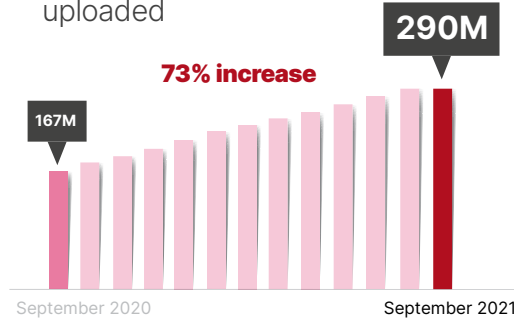
Public hospitals are providing better continuity of care as they have viewed more than **850K** documents which were uploaded by other healthcare providers and uploaded more than **700K** which were viewed by other healthcare providers in the last year.

HOW ARE **HEALTHCARE PROVIDERS** USING IT?

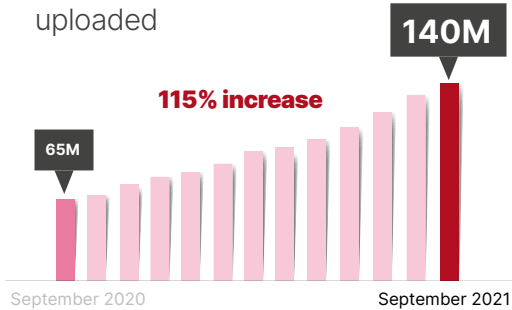
Volume of **clinical documents** uploaded



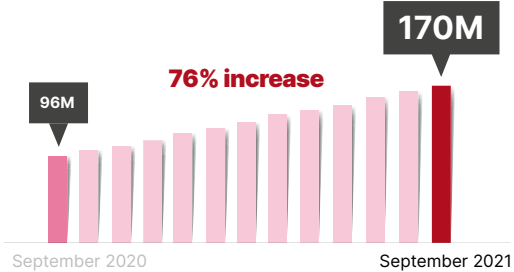
Volume of **medicine documents** uploaded



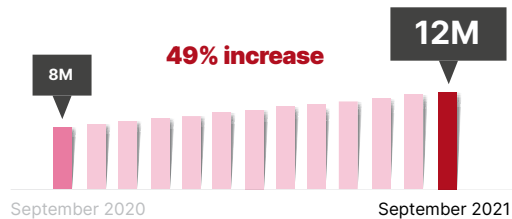
Volume of **pathology reports** uploaded



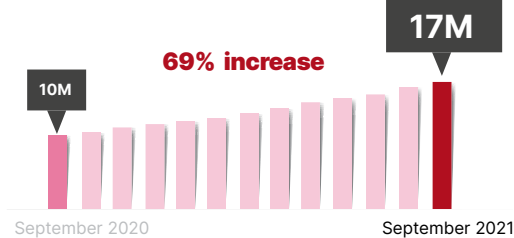
Volume of **dispense records** uploaded



Volume of **discharge summary reports** uploaded

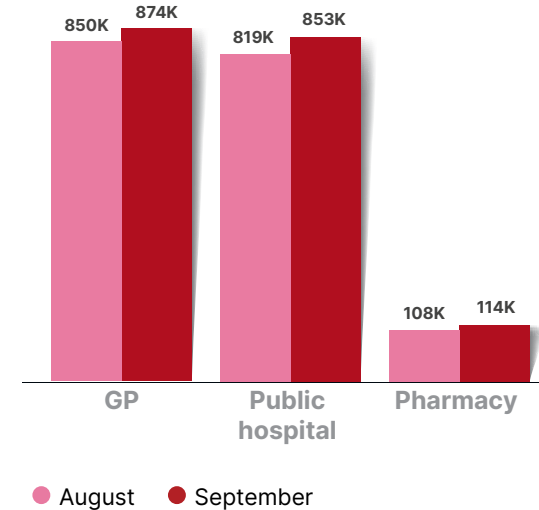


Volume of **diagnostic imaging reports** uploaded



How are healthcare professionals using these documents?

Documents **viewed** which were **uploaded by other organisations**



Documents **uploaded** which were **viewed by other organisations**

