



My Health Record

Statistics and Insights

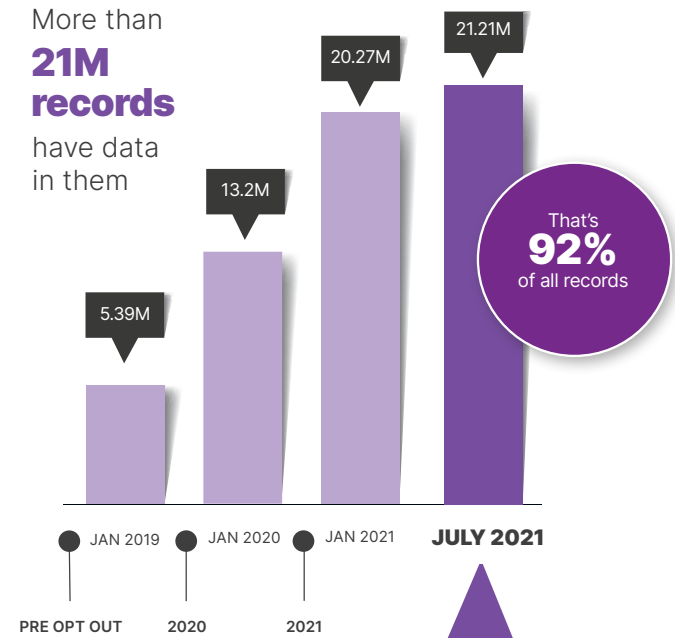
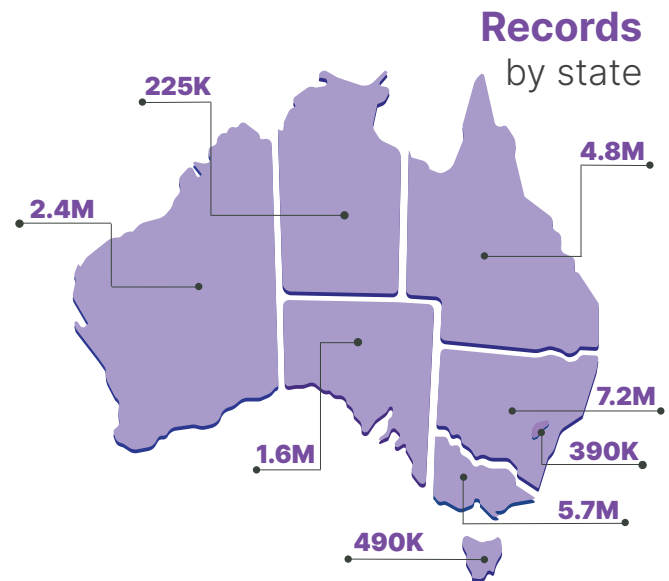
JULY 2021

The Australian Digital Health Agency publishes a range of statistics about how My Health Record is being used by healthcare provider organisations and patients.

The statistics include information about registrations, document uploads and prescription/dispense documents.




When you have a My Health Record, your health information can be viewed securely online from anywhere, at any time even if you move or travel interstate. You and your healthcare providers can also access your health information from any computer or device that's connected to the internet.



The volume of records with data in them has grown by more than **1.68M** in the last year and **190K** in the last month

There are more than
426M

documents in the system that have been uploaded by **consumers** or **healthcare providers**.



From medical histories to the latest blood tests, from pathology reports to advanced care plans, more vital health information is now securely stored and available when needed.

CLINICAL DOCUMENTS

More than **160M**
uploaded by a healthcare provider like hospitals, pathologists and radiologists.

MEDICINE DOCUMENTS

More than **265M**
uploaded by healthcare providers like pharmacists and GPs.

CONSUMER DOCUMENTS

381K
uploaded by people.



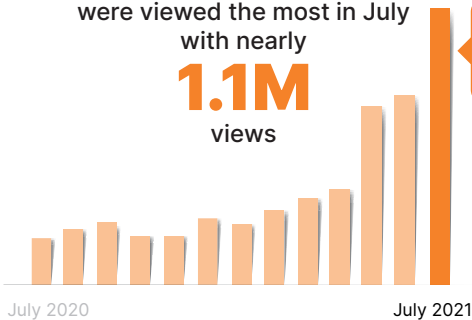
There have been **88K** people who have registered for a My Health Record that had previously opted out and another **12K** registered that had previously cancelled their record.

What documents did people **view** the most?

Pathology reports

were viewed the most in July with nearly

1.1M
views



+42% in the last month



“ The majority of Tjuntjuntjara’s Spinifex Health Service patients have all their medications, investigations, discharge summaries and health summaries in My Health Record. This means that when they travel to other communities, all of this is instantly accessible. This has been an invaluable resource to maintain continuity of care. ”

Dr Jill Benson AM
Medical Director
Tjuntjuntjara’s Spinifex Health Service.

They also **viewed** more than

202K

diagnostic imaging reports

60K

prescription records

56K

discharge summaries

21K

shared health summaries

Australians trust My Health Record to keep their health information secure but remember, you can decide which healthcare providers can view your record.

What about **security** and **privacy**?

Only **42K** people have placed advanced access controls in their records

HOW ARE **HEALTHCARE PROVIDERS** USING IT?

PHARMACY



99% of pharmacies are now registered
97% have used My Health Record

GP



99% of GPs are now registered
92% have used My Health Record

PUBLIC HOSPITAL



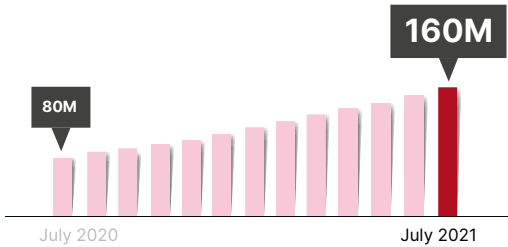
97% of public hospitals are now registered
95% have used My Health Record



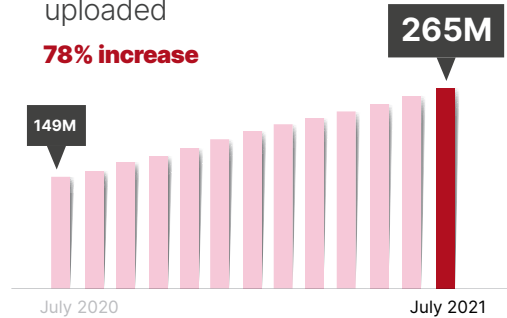
Public hospitals are providing better continuity of care as they have viewed nearly **750K** documents which were uploaded by other healthcare providers and uploaded more than **650K** which were viewed by other healthcare providers in the last year.

HOW ARE HEALTHCARE PROVIDERS USING IT?

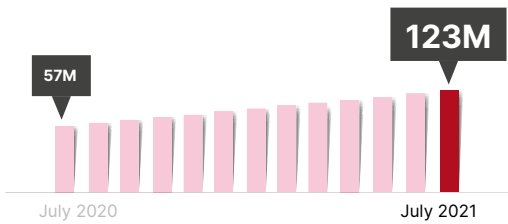
Volume of **clinical documents** uploaded
101% increase



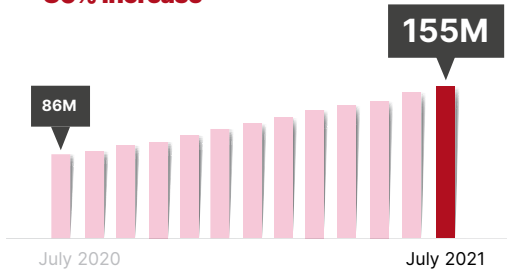
Volume of **medicine documents** uploaded
78% increase



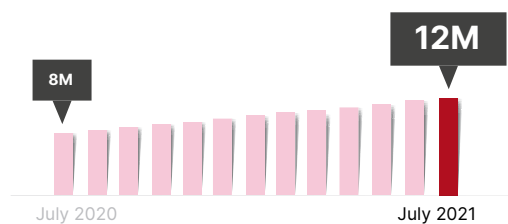
Volume of **pathology reports** uploaded
118% increase



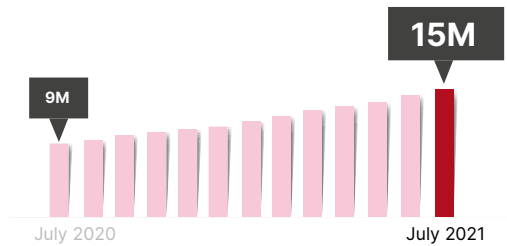
Volume of **dispense records** uploaded
80% increase



Volume of **discharge summary reports** uploaded
52% increase

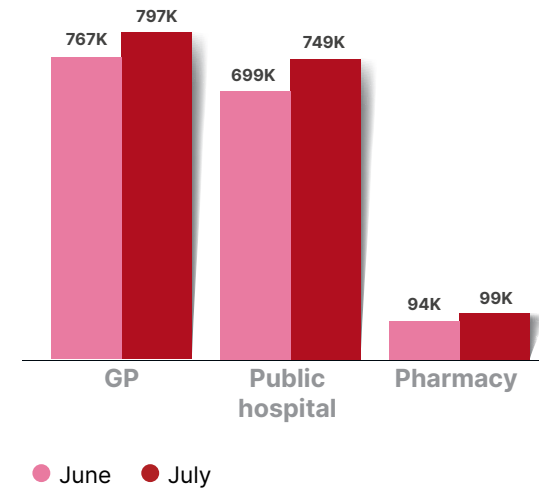


Volume of **diagnostic imaging reports** uploaded
77% increase



How are healthcare professionals using these documents?

Documents **viewed** which were **uploaded by other organisations**



Documents **uploaded** which were **viewed by other organisations**

