

# My Health Record

## Statistics and Insights

May 2024

The Australian Digital Health Agency publishes a range of statistics about how My Health Record is being used by healthcare provider organisations and patients.

The statistics include information about registrations, document uploads and prescription/dispense documents.

# The **Big** picture

May 2024

Almost

# 24M

 total **My Health Records**

More than

# 23M records

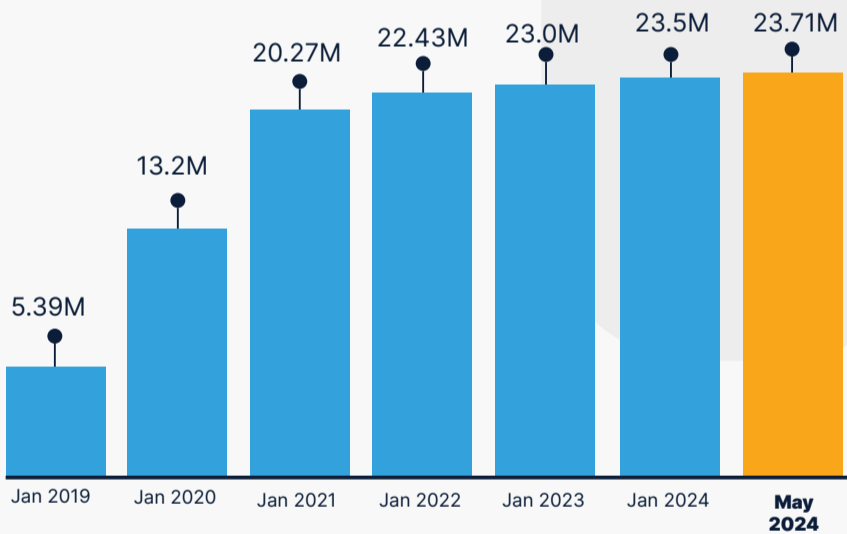
have data in them

Over **99%**  
of all records

The volume of records with data in them has grown by over

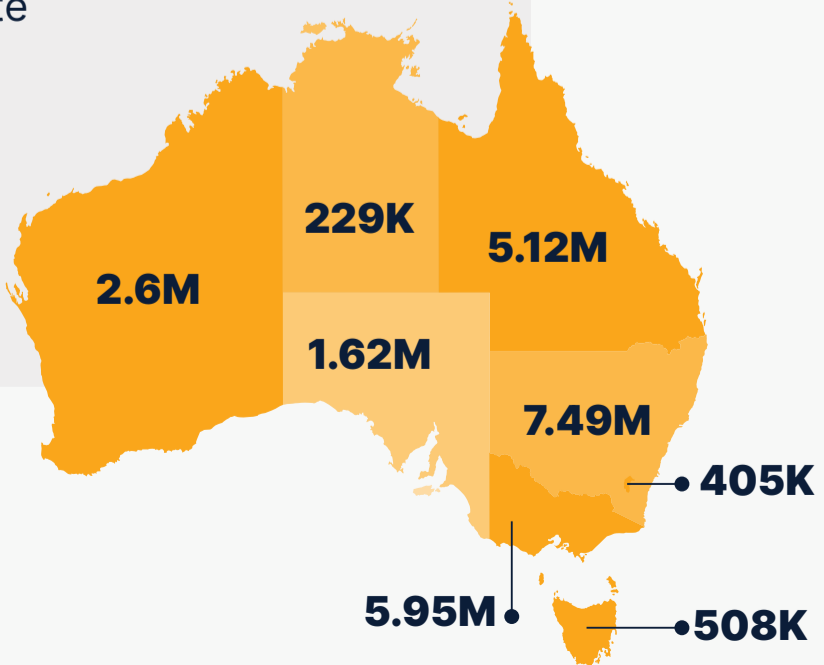
# 530K

in the last year.



# Records

by state



# What is **Inside**?

There are over

# 1.3 Billion

documents in the system that have been uploaded by **consumers** or **healthcare providers**.

## Clinical Documents

# 542M

uploaded by a healthcare provider like hospitals, pathologists and increasingly specialists.

## Medicine Documents

# 803M

uploaded by healthcare providers like pharmacists and GPs.

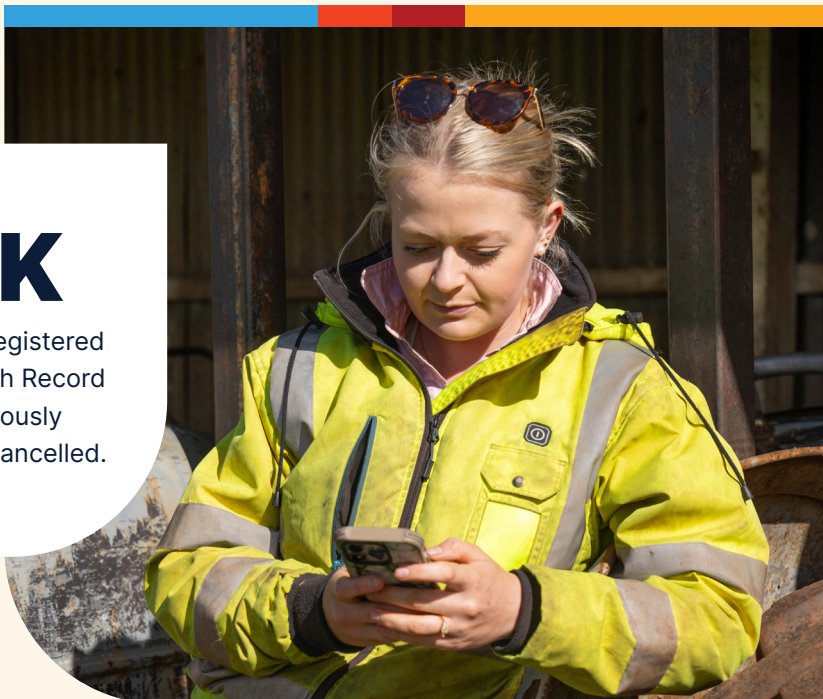
## Consumer Documents

# 520K

uploaded by people.

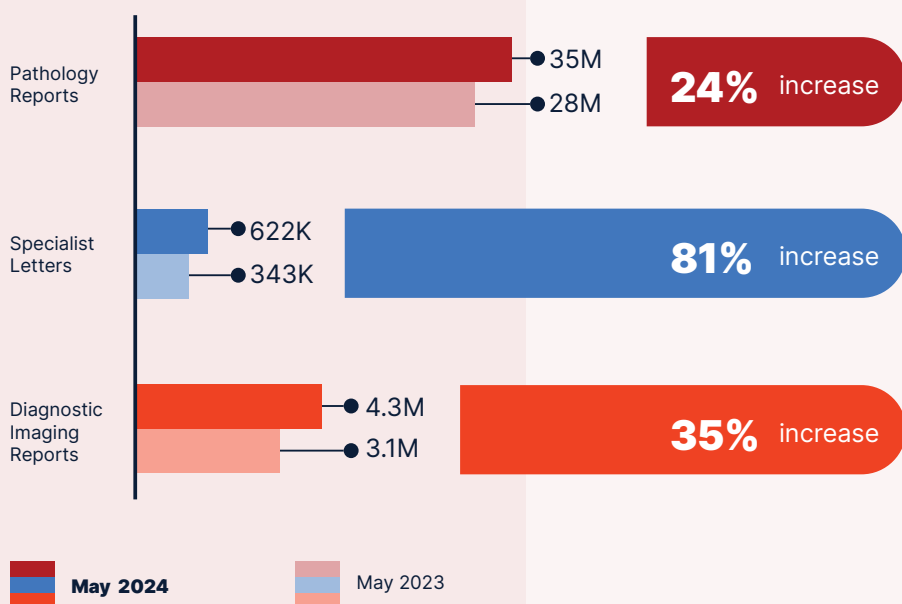
# 331K

people have registered for a My Health Record who had previously opted out or cancelled.



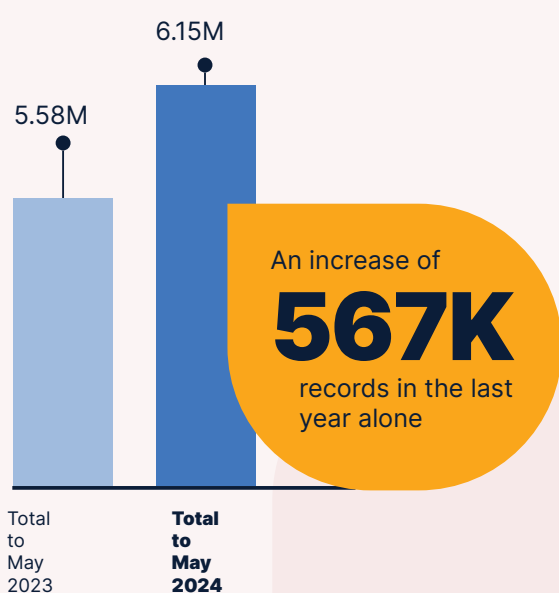
# How are **People** using it?

## Increased views in the last 13 months



Values are cumulative totals for the previous 13 months

## How **many records** have been viewed?



This month more than

# 18K

people checked who had accessed their record.

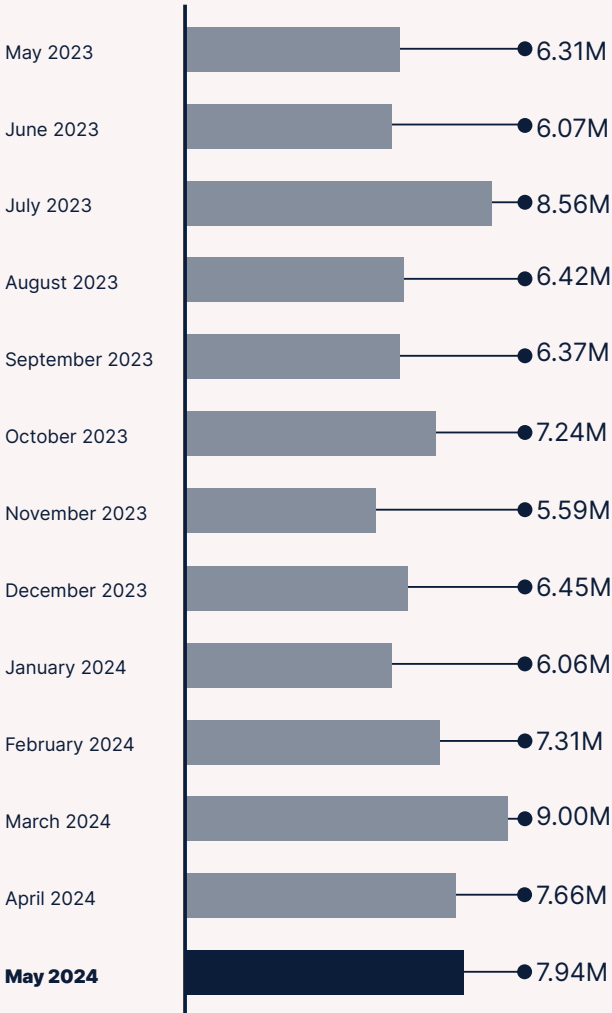
Australians trust My Health Record to keep their health information secure and can decide which healthcare providers can view their record.

What about **security** and **privacy**?

Over **56K**

people have placed advanced access controls in their records.

## How much are people **looking** at their information?



# How are **Healthcare providers** using it?

## GP



**99%** of GPs are now registered

**99%** have used My Health Record


## Pharmacy



**99%** of pharmacies are now registered

**99%** have used My Health Record

## Public Hospital



**97%** of public hospitals are now registered

**95%** have used My Health Record

## Specialist



**53%** of specialists are now registered

**30%** have used My Health Record

## Aged Care



**36%** of aged care are now registered

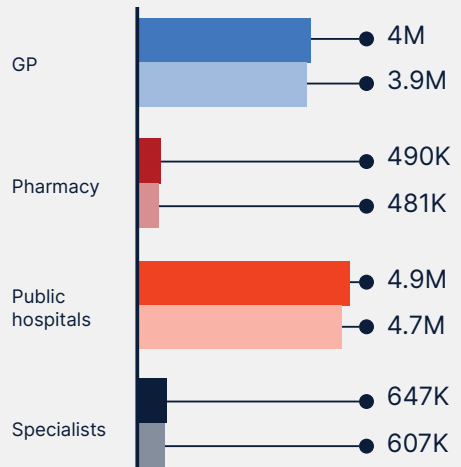
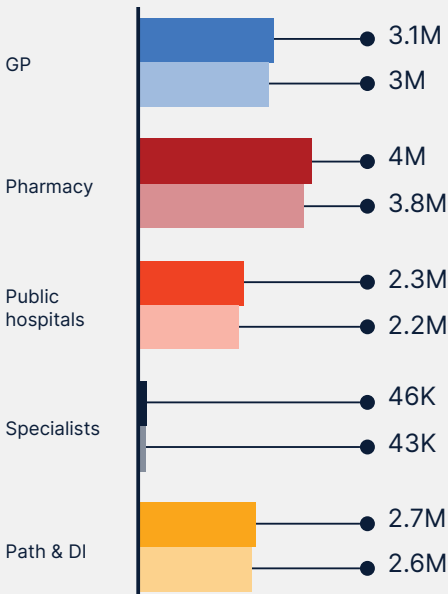
**7%** have used My Health Record

# How are Healthcare providers

## using these documents?

Healthcare providers **uploaded** documents that were **looked at by other** healthcare provider organisations

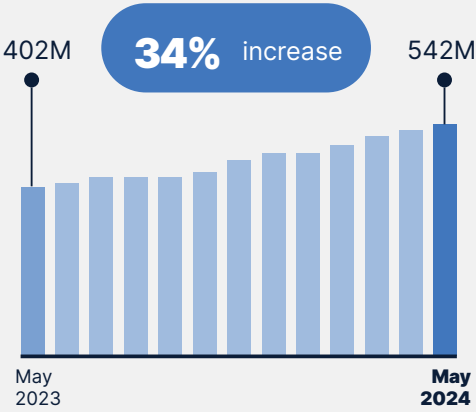
Healthcare providers **looked at** documents that were **uploaded by other** healthcare provider organisations



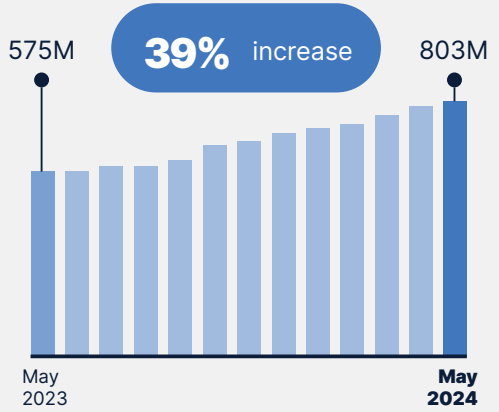
May 2023 to  
May 2024

April 2022 to  
April 2023

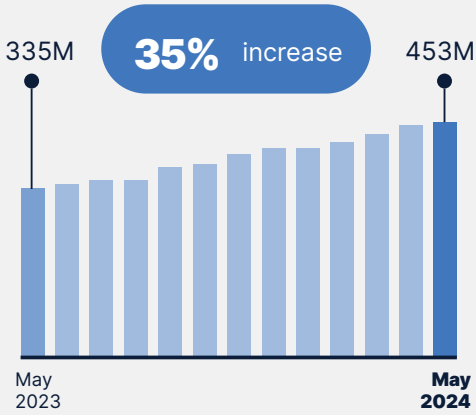
Volume of **clinical documents** uploaded



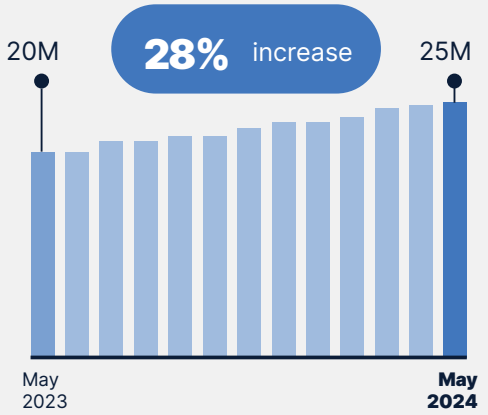
Volume of **medicine documents** uploaded



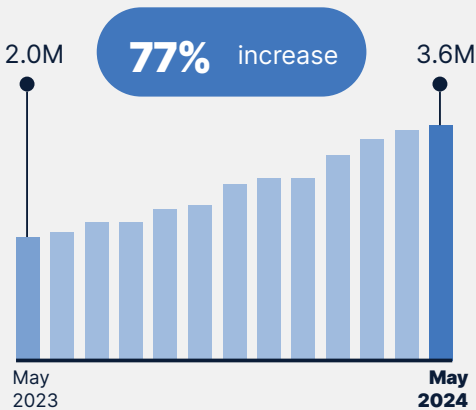
Volume of **pathology reports** uploaded



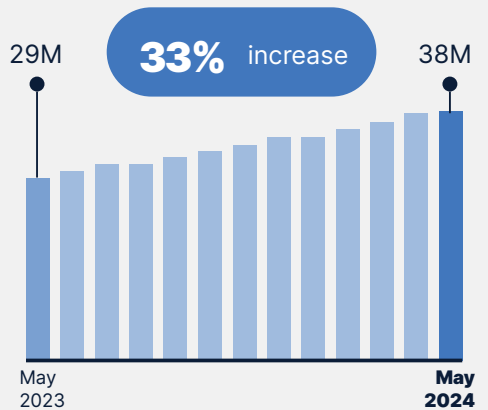
Volume of **discharge summaries** uploaded



Volume of **specialist letters** uploaded



Volume of **diagnostic imaging report** uploaded



Note: All values are cumulative totals as at each month.