

# MY HEALTH RECORD

## Statistics and Insights

MARCH 2024

The Australian Digital Health Agency publishes a range of statistics about how My Health Record is being used by healthcare provider organisations and patients.

The statistics include information about registrations, document uploads and prescription/dispense documents.

# The **BIG** picture

MARCH 2024

More than

# 23M records

have data in them

Over

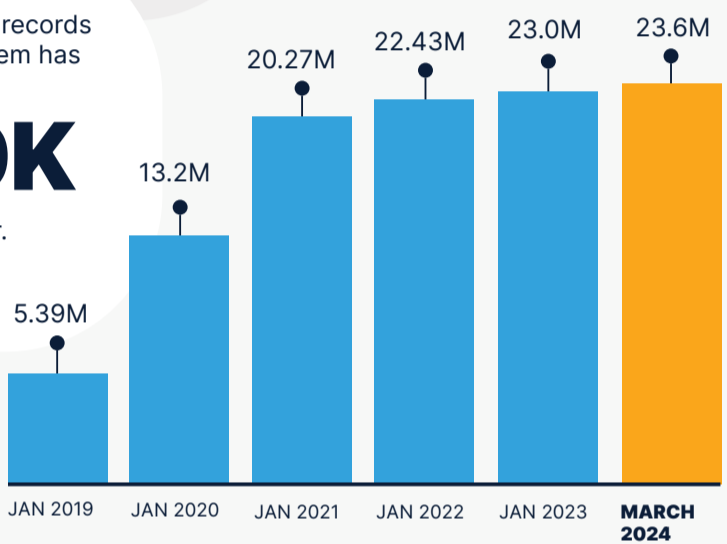
# 98%

of all records.

The volume of records with data in them has grown by over

# 520K

in the last year.



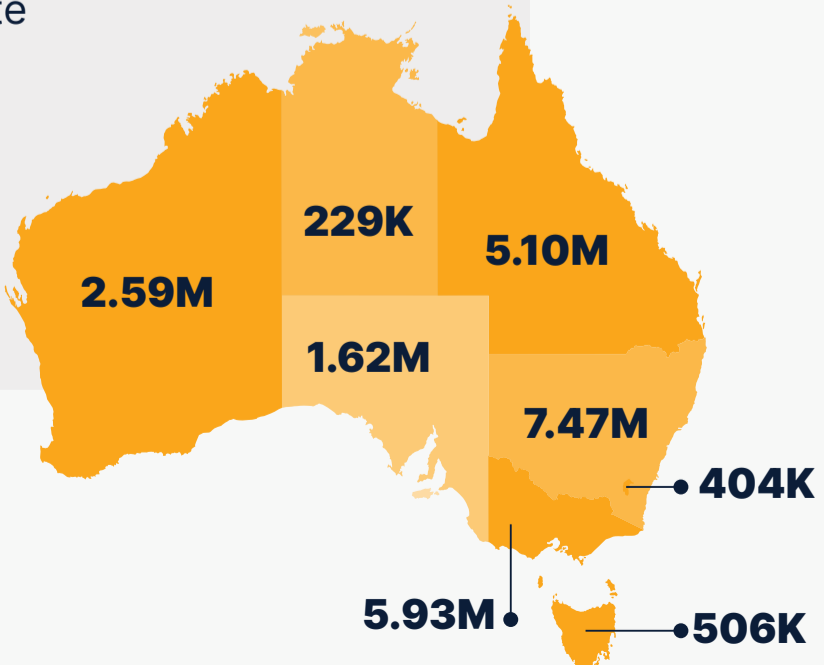
More than

# 23.8M

total My Health Records

# Records

by state



# What is **INSIDE**?

There are over

# 1.2 Billion

documents in the system that have been uploaded by **consumers** or **healthcare providers**.

## Clinical Documents

# 517M

uploaded by a healthcare provider like hospitals, pathologists and increasingly specialists.

## Medicine Documents

# 765M

uploaded by healthcare providers like pharmacists and GPs.

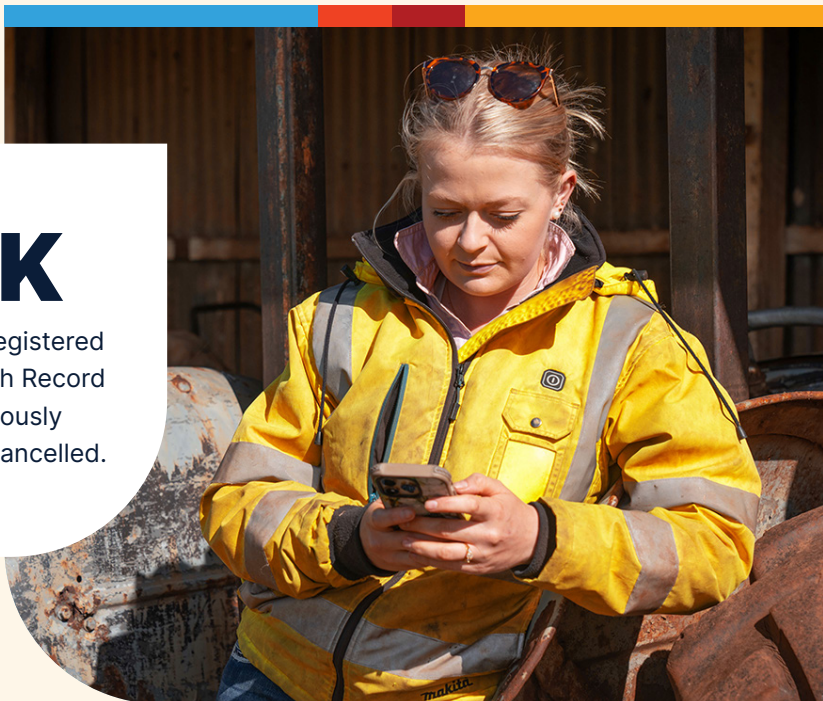
## Consumer Documents

# 514K

uploaded by people.

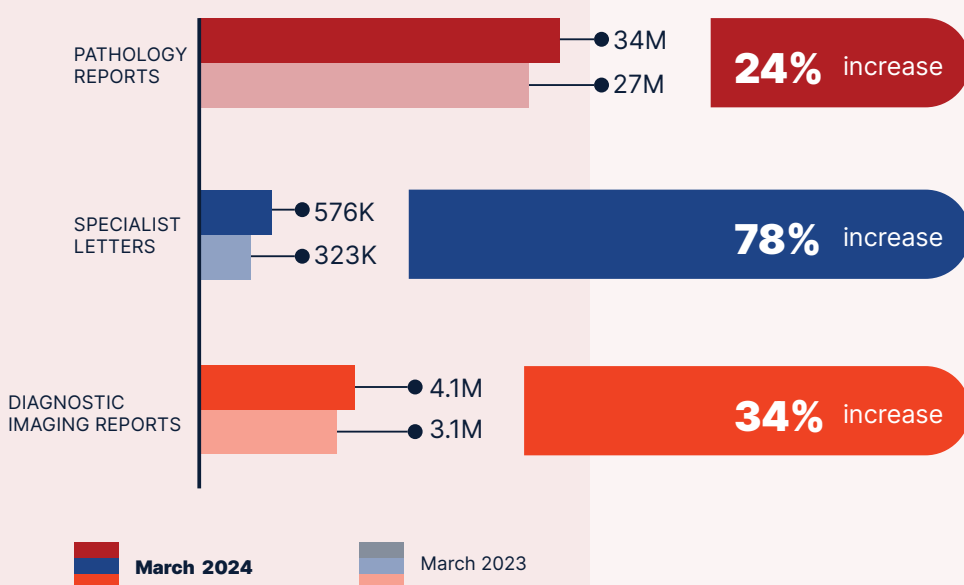
# 331K

people have registered for a My Health Record who had previously opted out or cancelled.



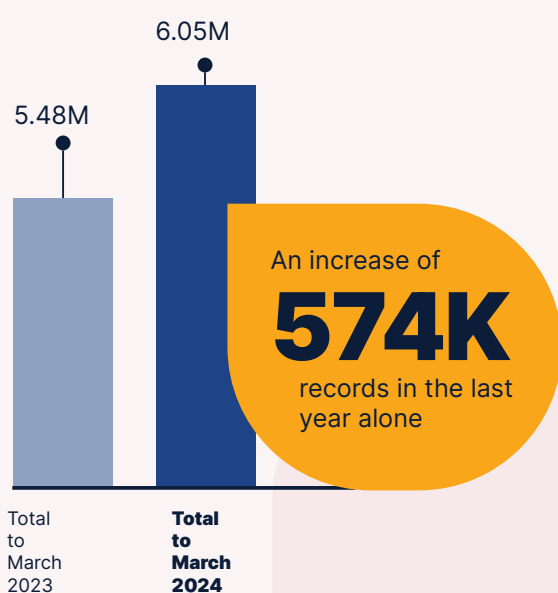
# How are **PEOPLE** using it?

## Increased views in the last 13 months



Values are cumulative totals for the previous 13 months

## How **many records** have been viewed?



This month more than

# 21K

people checked who had accessed their record.

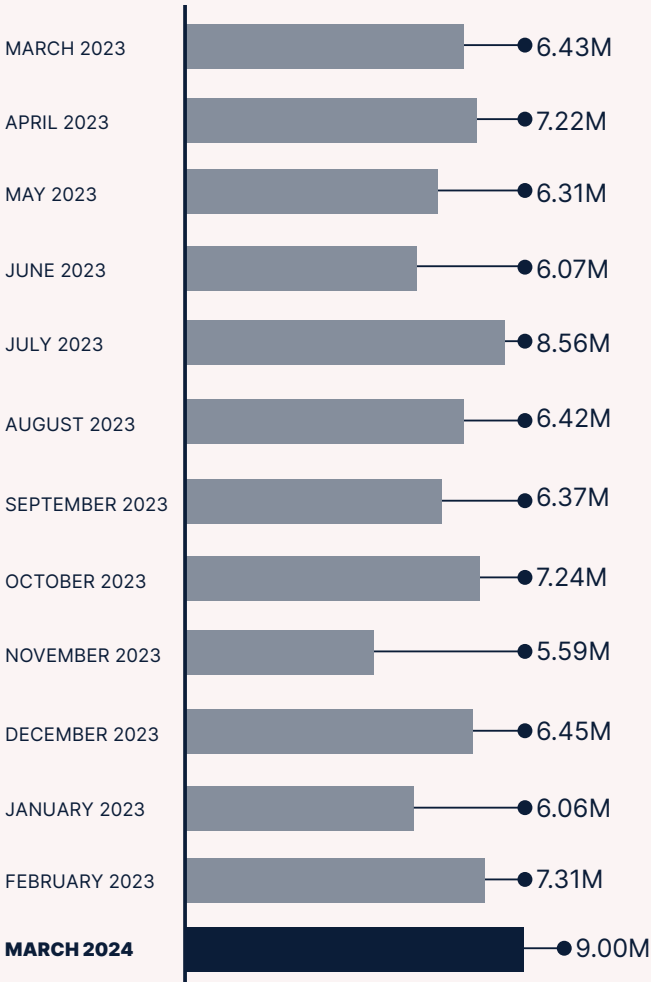
Australians trust My Health Record to keep their health information secure and can decide which healthcare providers can view their record.

## What about **security** and **privacy**?

Over **55K**

people have placed advanced access controls in their records.

## How much are people **looking** at their information?



# How are **HEALTHCARE PROVIDERS** using it?

## GP



**99%** of GPs are now registered

**99%** have used My Health Record


## Pharmacy



**99%** of pharmacies are now registered

**99%** have used My Health Record


## Public Hospital



**97%** of public hospitals are now registered

**95%** have used My Health Record

## Specialist



**51%** of specialists are now registered

**29%** have used My Health Record

## Aged Care



**34%** of aged care are now registered

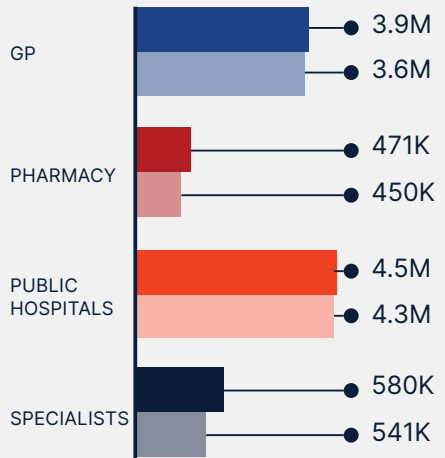
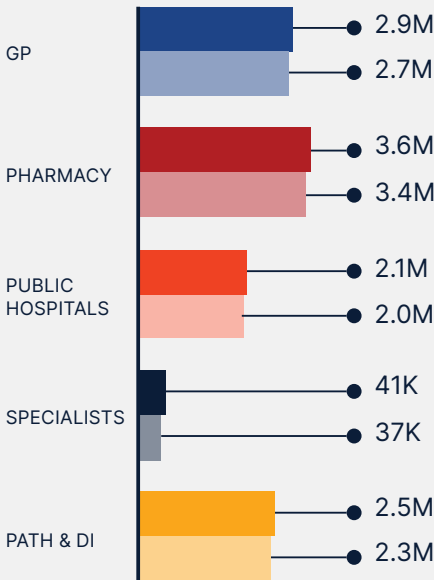
**6%** have used My Health Record

# How are Healthcare professionals

## using these documents?

Documents **uploaded**  
which were **viewed by**  
**other** organisations

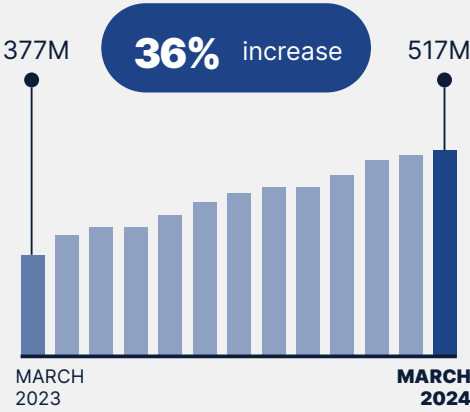
Documents **viewed** which  
were **uploaded by other**  
organisations



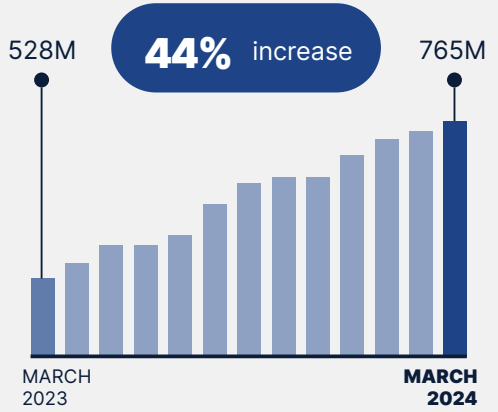
March 2023 to  
March 2024

February 2022 to  
February 2023

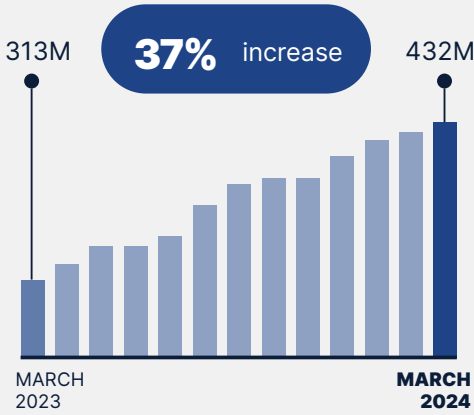
Volume of **clinical documents** uploaded



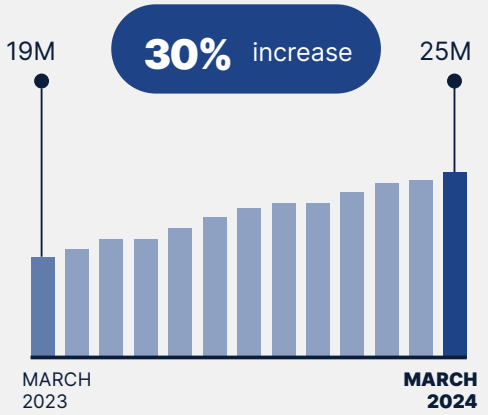
Volume of **medicine documents** uploaded



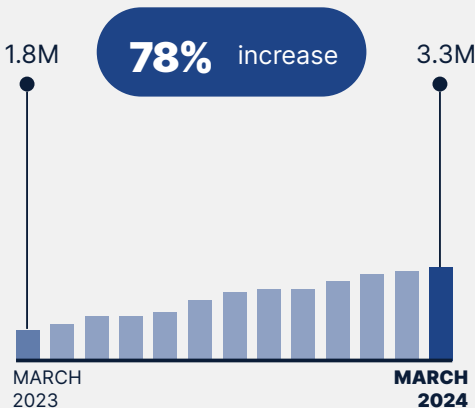
Volume of **pathology reports** uploaded



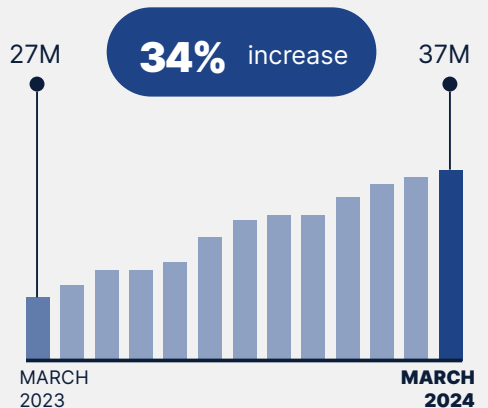
Volume of **discharge summaries** uploaded



Volume of **specialist letters** uploaded



Volume of **diagnostic imaging report** uploaded



Note: All values are cumulative totals as at each month.