

My Health Record

Statistics and Insights

December 2024

The Australian Digital Health Agency publishes a range of statistics about how My Health Record is being used by healthcare provider organisations and patients.

The statistics include information about registrations, document uploads and prescription/dispense documents.

The **Big** picture

December 2024

Over

24.2M

total **My Health Records**

More than

24M records

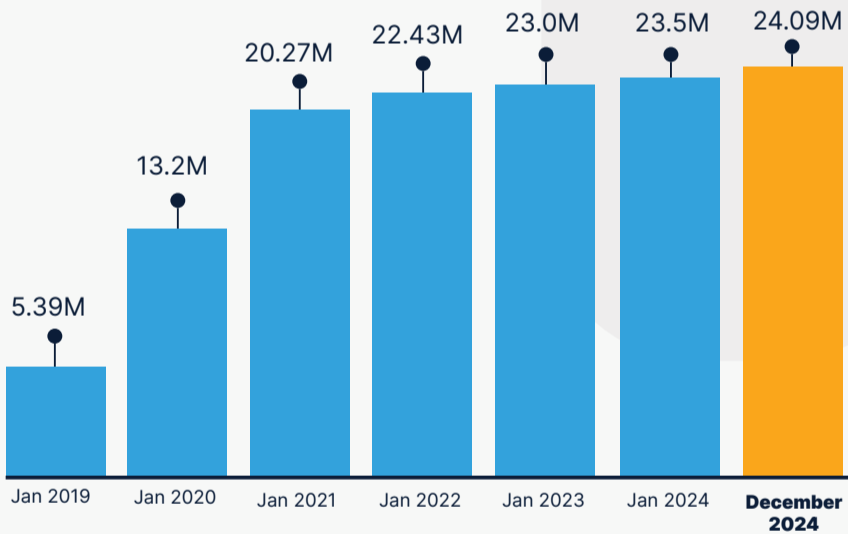
have data in them

Over **99%**
of all records

The volume of records with data in them has grown by over

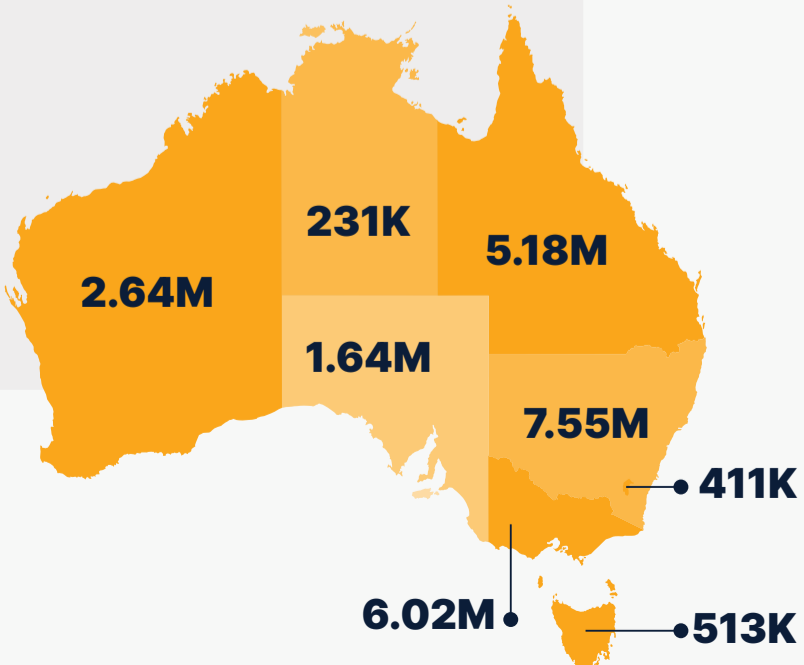
630K

in the last year.



Records

by state



What is **Inside**?

There are over

1.6 Billion

documents in the system that have been uploaded by **consumers** or **healthcare providers**.

Clinical Documents

646M

uploaded by a healthcare provider like hospitals, pathologists and increasingly specialists.

Medicine Documents

956M

uploaded by healthcare providers like pharmacists and GPs.

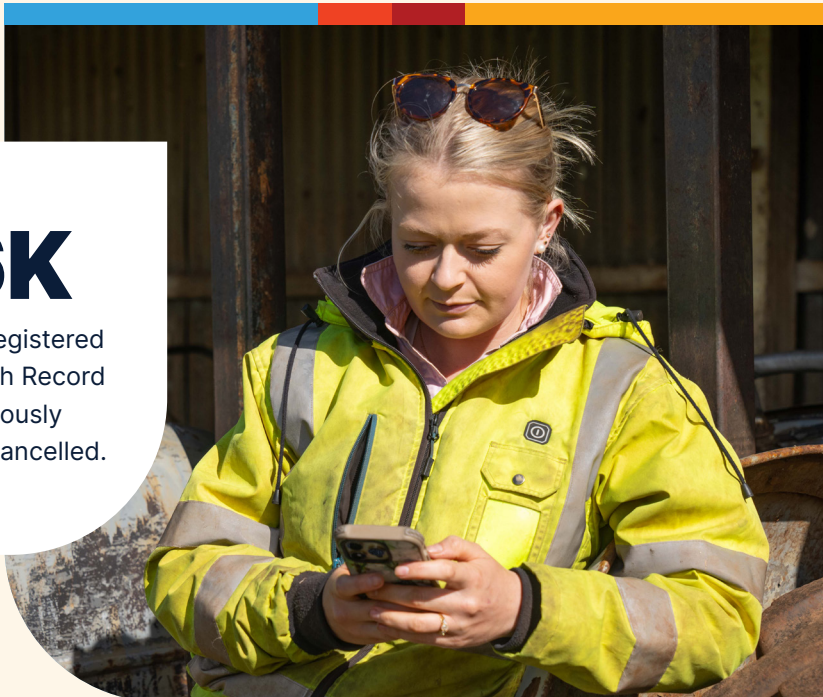
Consumer Documents

546K

uploaded by people.

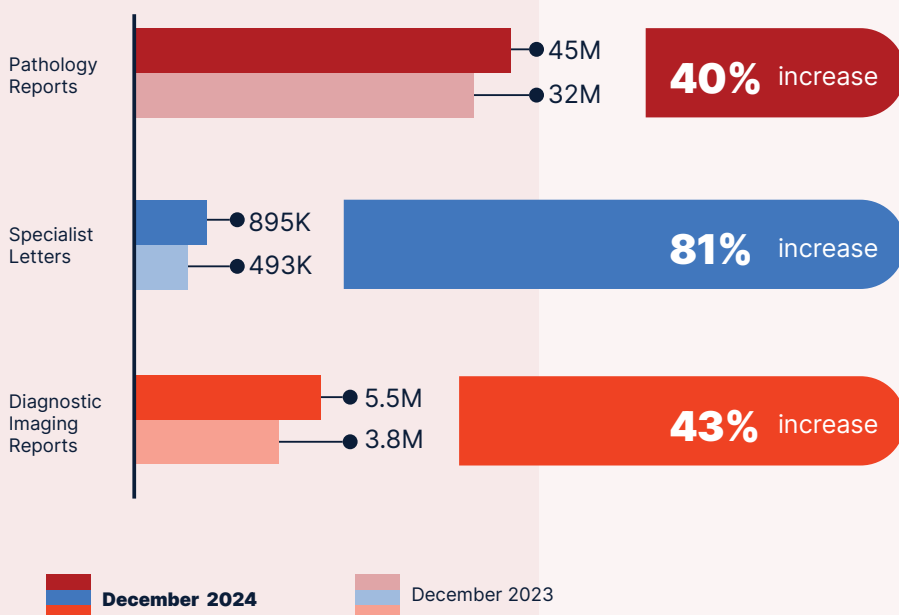
376K

people have registered for a My Health Record who had previously opted out or cancelled.




How are **People** using it?

Increased views since last year



How **many records** have been viewed?



An increase of **605K** records in the last year alone

This month more than **19K** people checked who had accessed their record.

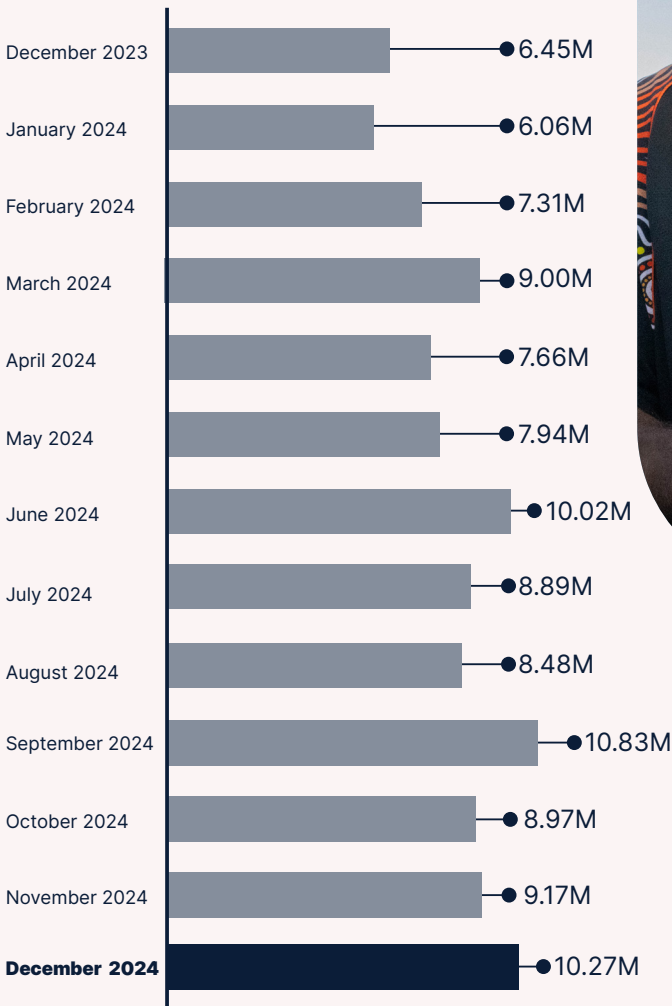
Australians trust My Health Record to keep their health information secure and can decide which healthcare providers can view their record.

What about **security** and **privacy**?

Over **59K**

people have placed advanced access controls in their records.

How much are people **looking** at their information?



How are **Healthcare providers** using it?

GP



99% of GPs are now registered

99% have used My Health Record


Pharmacy



99% of pharmacies are now registered

99% have used My Health Record

Public Hospital



97% of public hospitals are now registered

95% have used My Health Record

Specialist



59% of specialists are now registered

34% have used My Health Record

Aged Care



42% of aged care are now registered

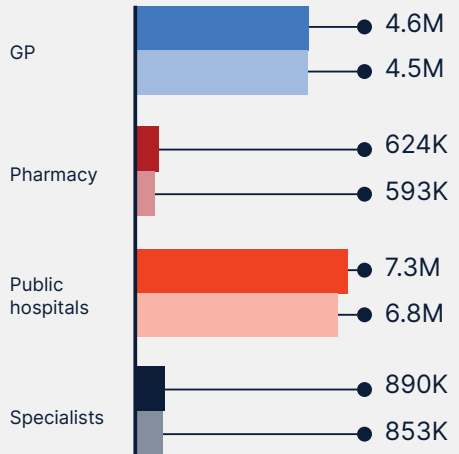
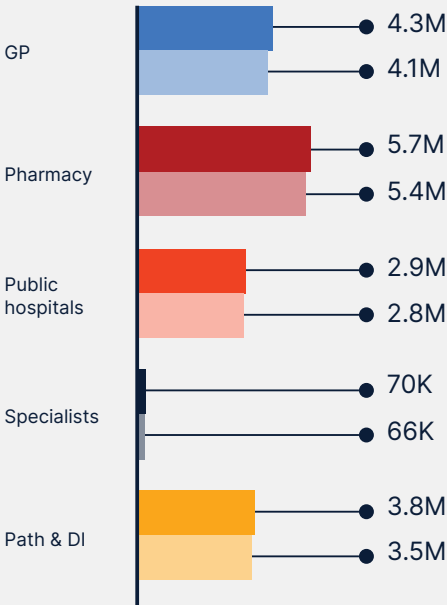
10% have used My Health Record

How are Healthcare providers

using these documents?

Healthcare providers **uploaded** documents that were **looked at by other** healthcare provider organisations

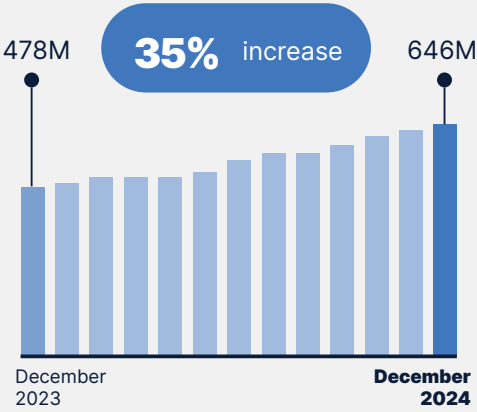
Healthcare providers **looked at** documents that were **uploaded by other** healthcare provider organisations



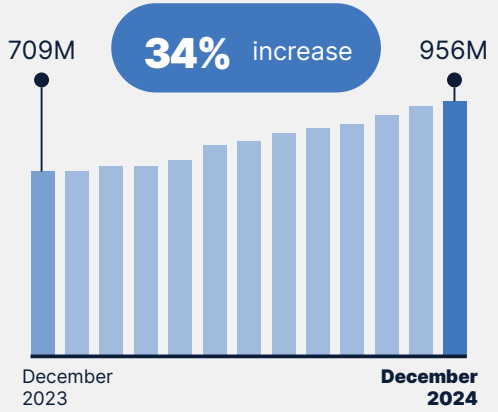
December 2023 to
December 2024

November 2023 to
November 2024

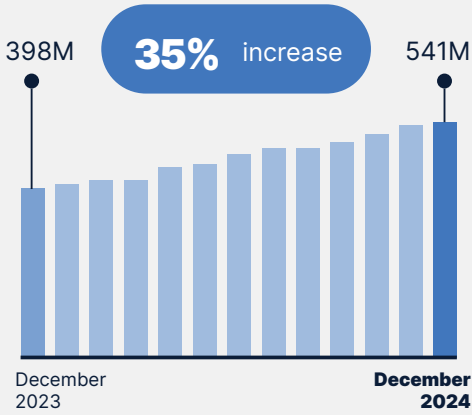
Volume of **clinical documents** uploaded



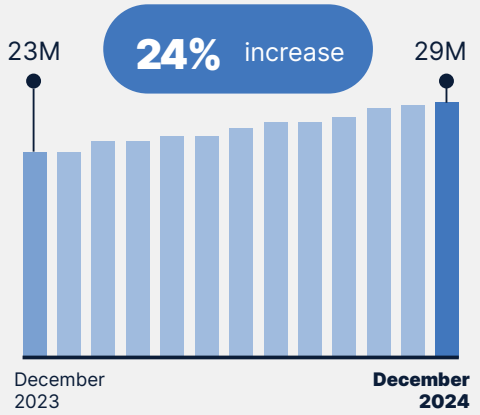
Volume of **medicine documents** uploaded



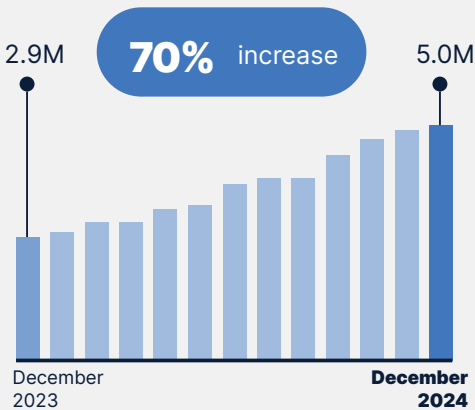
Volume of **pathology reports** uploaded



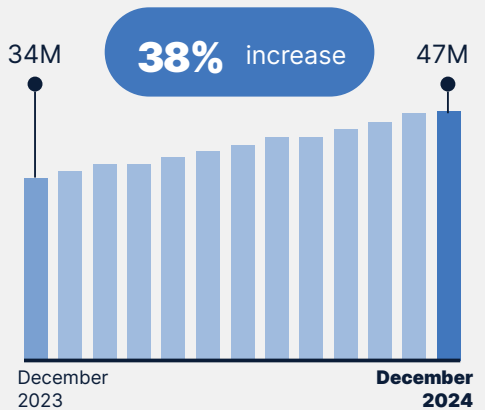
Volume of **discharge summaries** uploaded



Volume of **specialist letters** uploaded



Volume of **diagnostic imaging report** uploaded



Note: All values are cumulative totals as at each month.