



My Health Record

Statistics and Insights

DECEMBER 2021

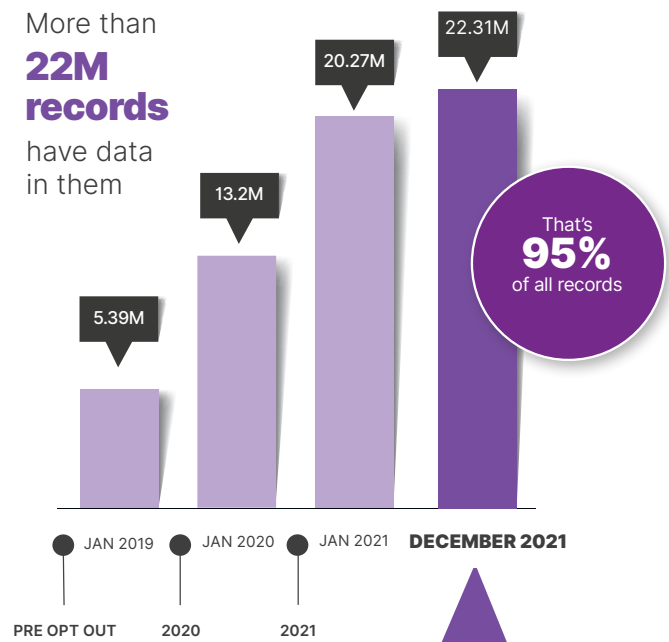
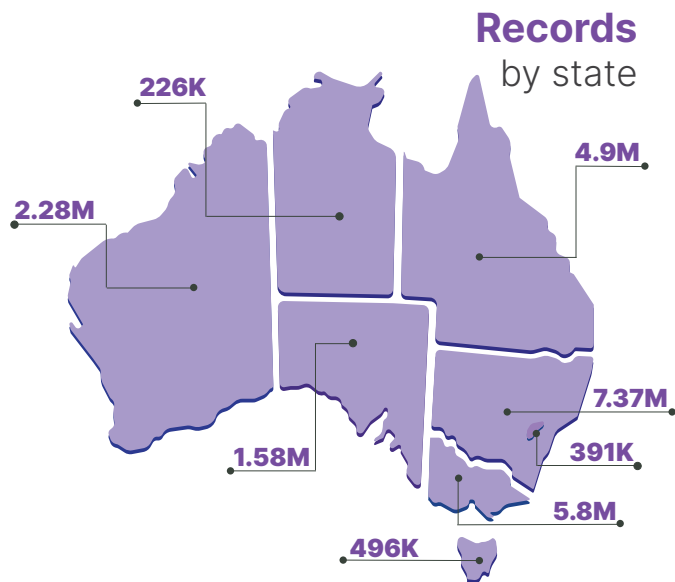
The Australian Digital Health Agency publishes a range of statistics about how My Health Record is being used by healthcare provider organisations and patients.

The statistics include information about registrations, document uploads and prescription/dispense documents.

More than
23.2M
total My Health Records




When you have a My Health Record, your health information can be viewed securely online from anywhere, at any time even if you move or travel interstate. You and your healthcare providers can also access your health information from any computer or device that's connected to the internet.



The volume of records with data in them has grown by more than **2.1M** in the last year and **100K** in the last month

There are over
537M

documents in the system that have been uploaded by **consumers** or **healthcare providers**.



You can also view or download your proof of vaccination documents. COVID-19 digital certificates have been viewed over 2.3 million times in My Health Record.

CLINICAL DOCUMENTS

213M

uploaded by a healthcare provider like hospitals, pathologists and radiologists.

MEDICINE DOCUMENTS

324M

uploaded by healthcare providers like pharmacists and GPs.

CONSUMER DOCUMENTS

419K

uploaded by people.



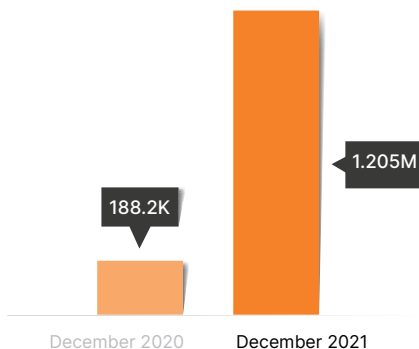
173K people have registered for a My Health Record who had previously opted out.

What documents did people **view** the most?

Pathology reports

were viewed the most in December with nearly

1.2M
views



540%
increase
in the
last year

What about **security** and **privacy**?

Only
46.2K

people have placed advanced access controls in their records.



“

The majority of Tjuntjuntjara's Spinifex Health Service patients have all their medications, investigations, discharge summaries and health summaries in My Health Record. This means that when they travel to other communities, all of this is instantly accessible. This has been an invaluable resource to maintain continuity of care.

”

Dr Jill Benson AM
Medical Director
Tjuntjuntjara's Spinifex Health Service.

People also **viewed** more than

349K

Immunisation history statements

440K

COVID-19 digital certificates

159K

Diagnostic imaging reports

39K

Discharge summaries

Australians trust My Health Record to keep their health information secure but remember, you can decide which healthcare providers can view your record.

This month over **13.5K** people checked who had accessed their record.

HOW ARE **HEALTHCARE PROVIDERS** USING IT?

PHARMACY



99% of pharmacies are now registered
99% have used My Health Record

GP



99% of GPs are now registered
96% have used My Health Record

PUBLIC HOSPITAL



97% of public hospitals are now registered
95% have used My Health Record

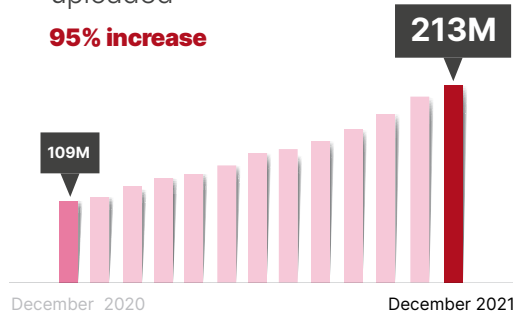


Public hospital viewing has increased by more than 150% in the last six months and viewing of documents uploaded by other healthcare providers is now almost **1.1M**.

HOW ARE **HEALTHCARE PROVIDERS** USING IT?

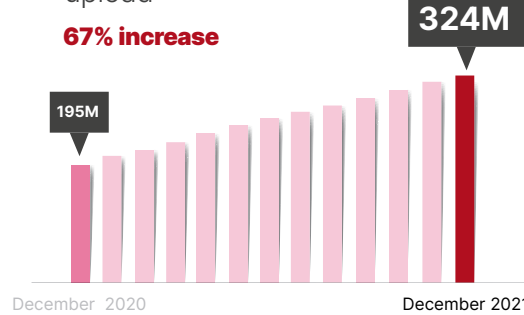
Volume of **clinical documents** uploaded

95% increase



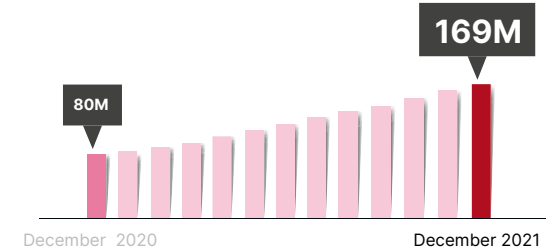
Volume of **medicine documents** upload

67% increase



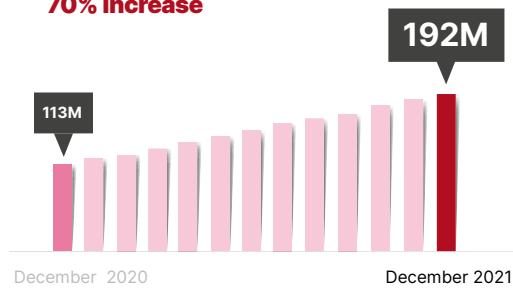
Volume of **pathology reports** uploaded

111% increase



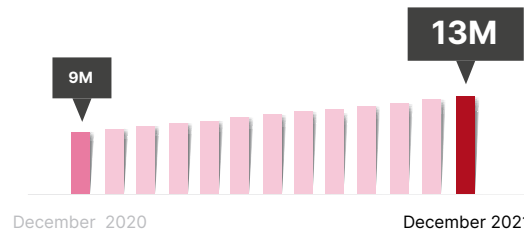
Volume of **dispense records** uploaded

70% increase



Volume of **discharge summary reports** uploaded

44% increase



Volume of **diagnostic imaging reports** uploaded

59% increase

