



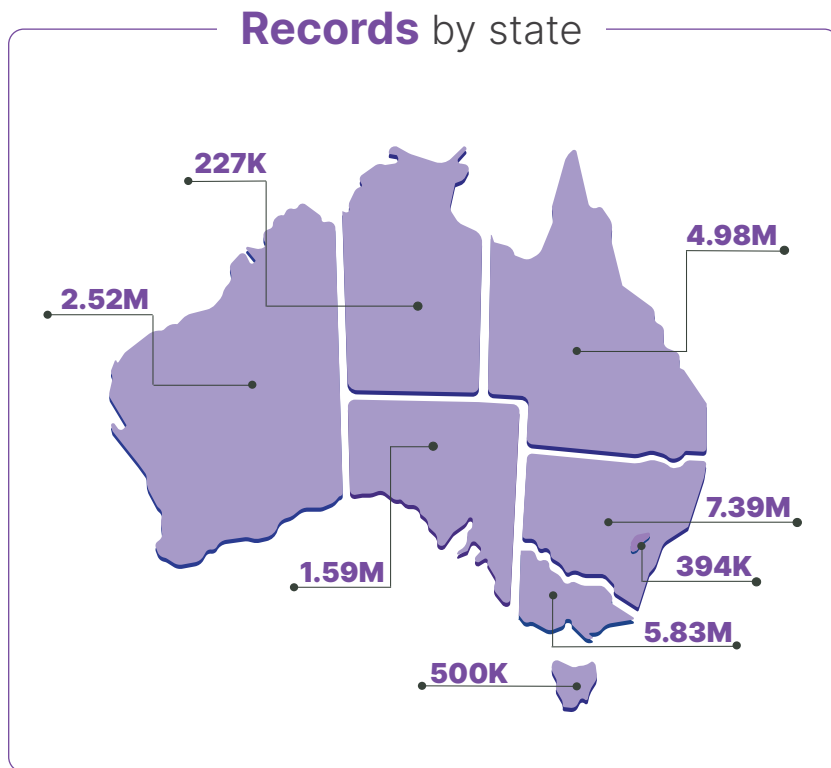
My Health Record

Statistics and Insights

AUGUST 2022

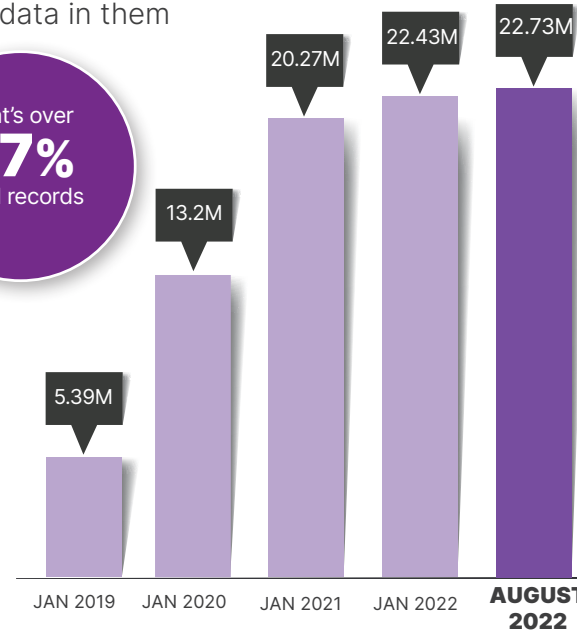
The Australian Digital Health Agency publishes a range of statistics about how My Health Record is being used by healthcare provider organisations and patients.

The statistics include information about registrations, document uploads and prescription/dispense documents.



More than **22M records** have data in them

That's over **97%** of all records



The volume of records with data in them has grown by **1M** in the last year.

There are over
734M

documents in the system that
have been uploaded by
**consumers or healthcare
providers.**



CLINICAL DOCUMENTS

300M

uploaded by a healthcare provider like
hospitals, pathologists and radiologists.

MEDICINE DOCUMENTS


433M

uploaded by healthcare providers like
pharmacists and GPs.

CONSUMER DOCUMENTS

452K

uploaded by people.



231K people have registered
for a My Health Record who had
previously opted out or cancelled.

HOW ARE PEOPLE USING IT?

Australians trust My Health Record to keep their health information secure and can decide which healthcare providers can view their record.


This month almost **14K** people checked who had accessed their record.



What about **security** and **privacy**?
Only **49K** people have placed advanced access controls in their records.

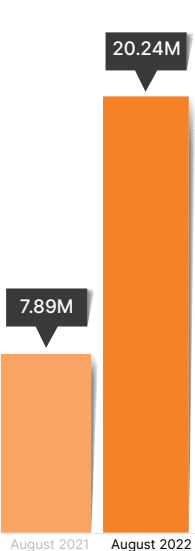
Increased use in the last 13 months (top 3)

Pathology Reports



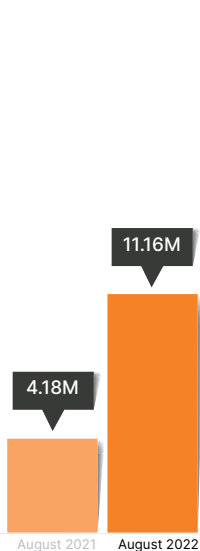
283% increase

Record home



157% increase

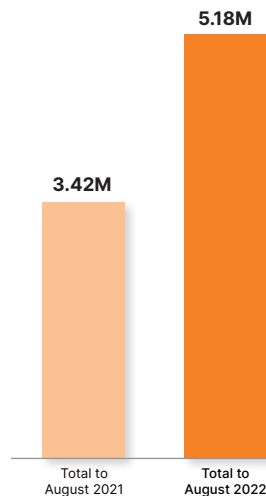
Profile and settings



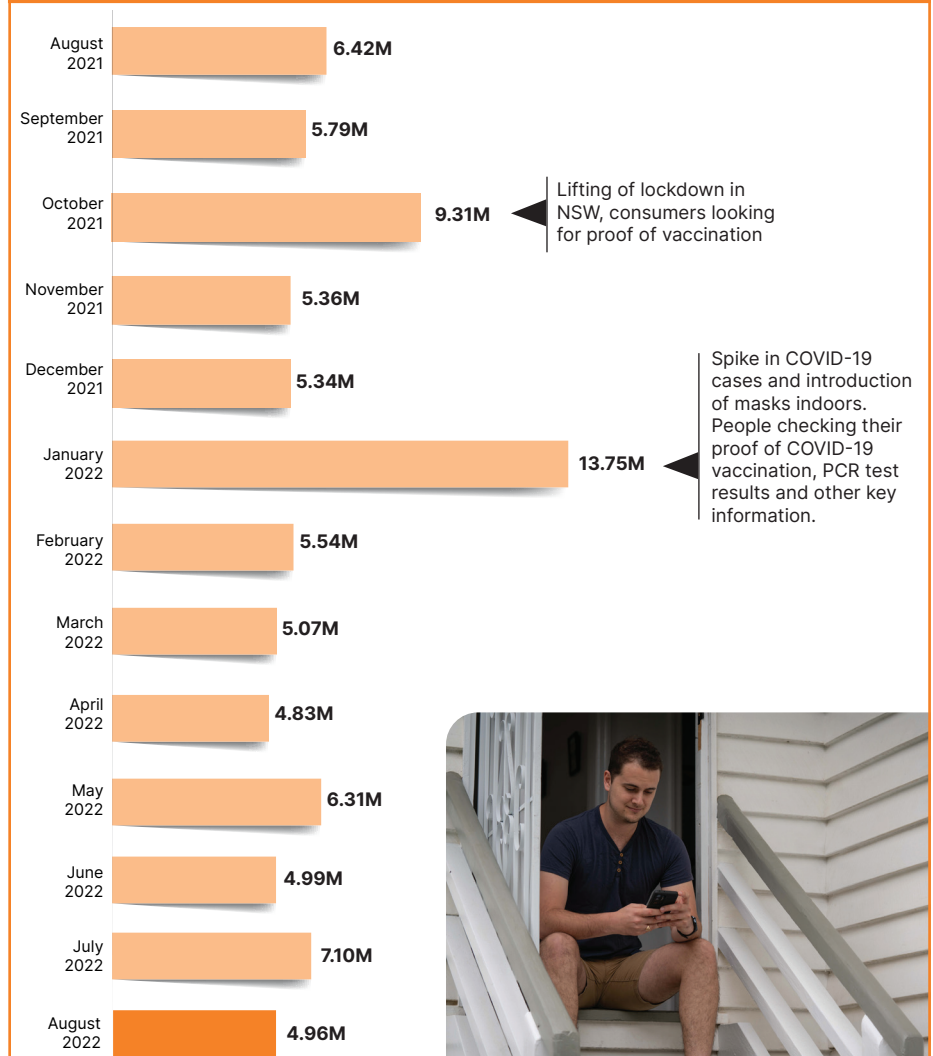
167% increase

How many records have been viewed?

An increase of almost **2 million** in the last year alone



How much are people **looking** at their information?



Lifting of lockdown in NSW, consumers looking for proof of vaccination

Spike in COVID-19 cases and introduction of masks indoors. People checking their proof of COVID-19 vaccination, PCR test results and other key information.



HOW ARE **HEALTHCARE PROVIDERS** USING IT?

PHARMACY



99% of pharmacies are now registered

99% have used My Health Record

GP



99% of GPs are now registered

99% have used My Health Record

PUBLIC HOSPITAL



97% of public hospitals are now registered

95% have used My Health Record

SPECIALIST

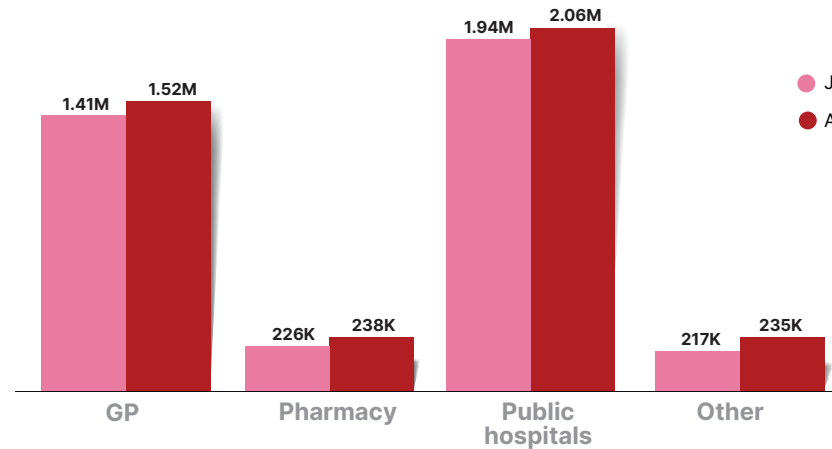


26% of specialists are registered

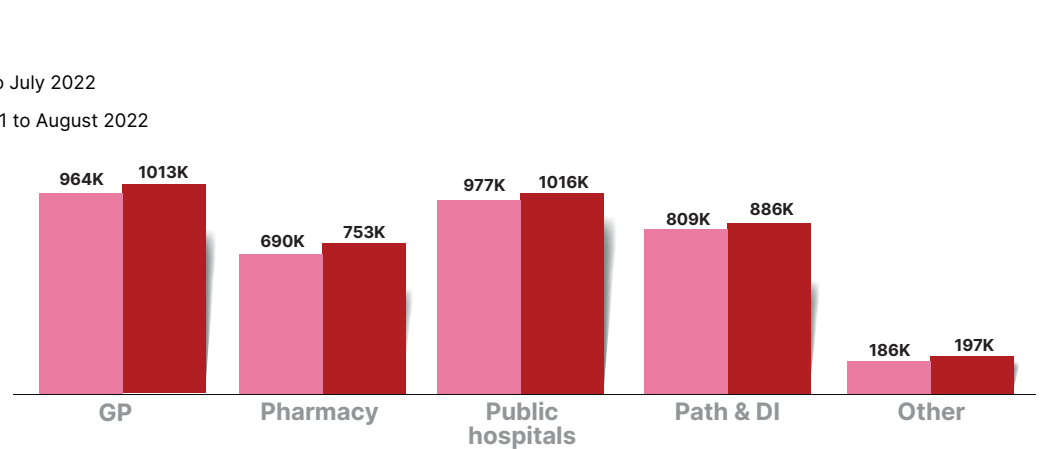
12% have used My Health Record

How are healthcare professionals using these documents?

Documents **viewed** which were **uploaded by other** organisations



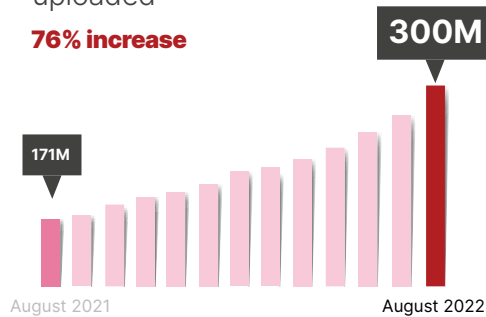
Documents **uploaded** which were **viewed by other** organisations



HOW ARE **HEALTHCARE PROVIDERS** USING IT?

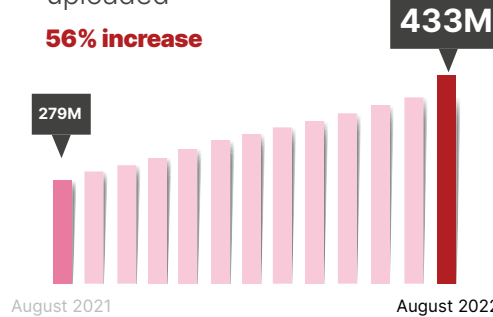
Volume of **clinical documents** uploaded

76% increase



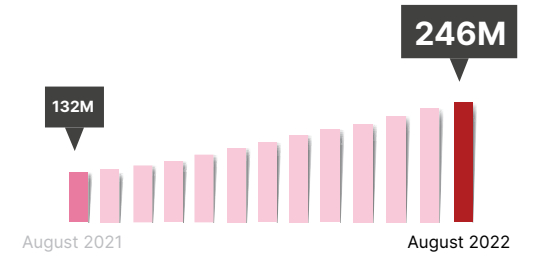
Volume of **medicine documents** uploaded

56% increase



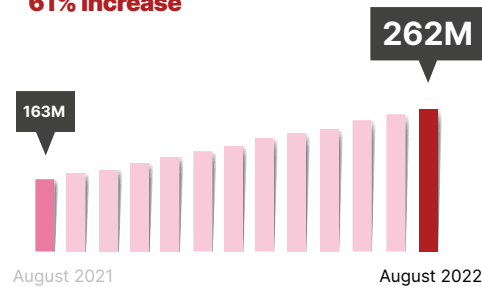
Volume of **pathology reports** uploaded

86% increase



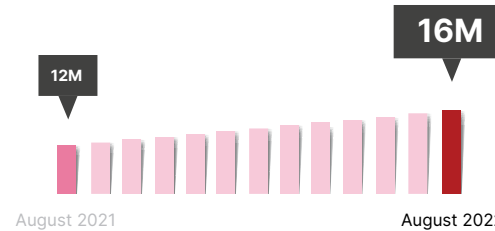
Volume of **dispense records** uploaded

61% increase



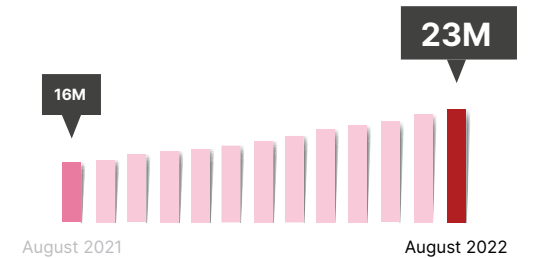
Volume of **discharge summary reports** uploaded

36% increase



Volume of **diagnostic imaging reports** uploaded

44% increase



Note: All values are cumulative totals as at each month.