



My Health Record

Statistics and Insights

OCTOBER 2021

The Australian Digital Health Agency publishes a range of statistics about how My Health Record is being used by healthcare provider organisations and patients.

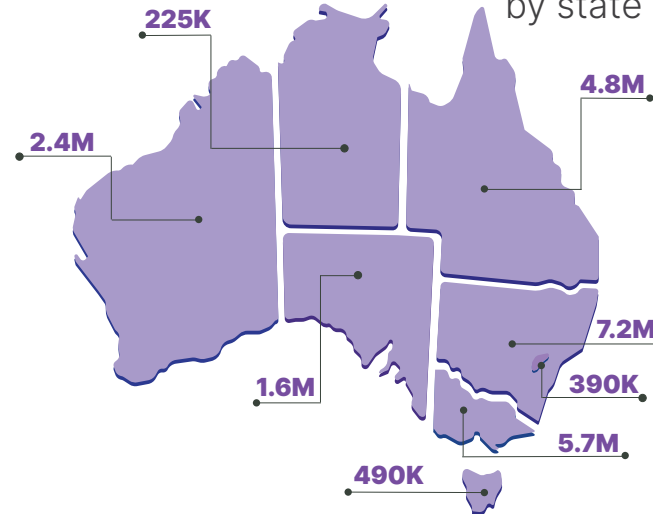
The statistics include information about registrations, document uploads and prescription/dispense documents.

More than
23.1
total My Health Records

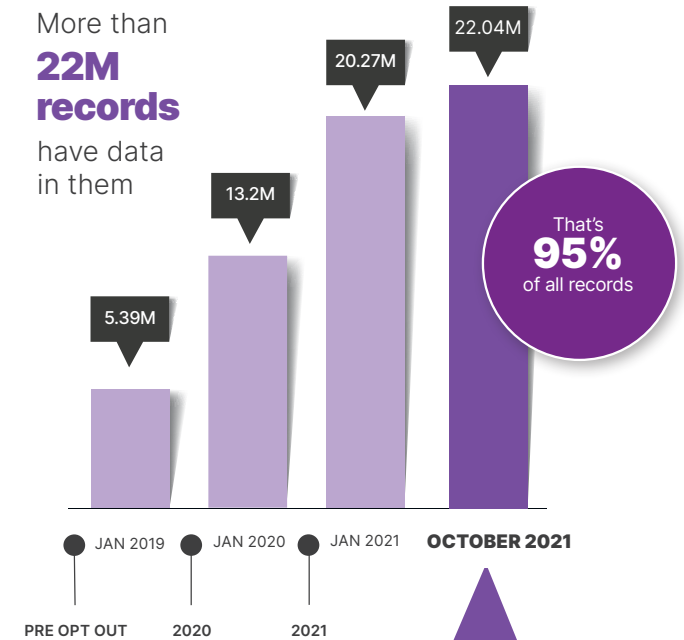


When you have a My Health Record, your health information can be viewed securely online from anywhere, at any time even if you move or travel interstate. You and your healthcare providers can also access your health information from any computer or device that's connected to the internet.

Records
by state



More than
22M
records
have data
in them



The volume of records with data in them has grown by more than
2.1M
in the last year and
210K
in the last month

There are over **493M** documents in the system that have been uploaded by **consumers** or **healthcare providers**.



You can also view or download your proof of vaccination documents. COVID-19 digital certificates were viewed almost 1 million times.

CLINICAL DOCUMENTS
191M
uploaded by a healthcare provider like hospitals, pathologists and radiologists.

MEDICINE DOCUMENTS
300M
uploaded by healthcare providers like pharmacists and GPs.

CONSUMER DOCUMENTS
410K
uploaded by people.



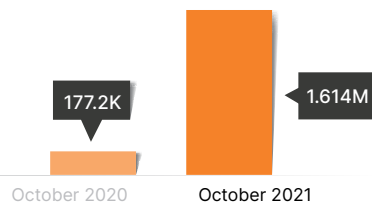
There have been **149K** people who have registered for a My Health Record that had previously opted out, an increase of **21%** in the last month.

What documents did people **view** the most?

Pathology reports

were viewed the most in October with more than

1.6M
views



613%
change
in the
last year

What about **security** and **privacy**?

Only

45.2K

people have placed advanced access controls in their records.



“

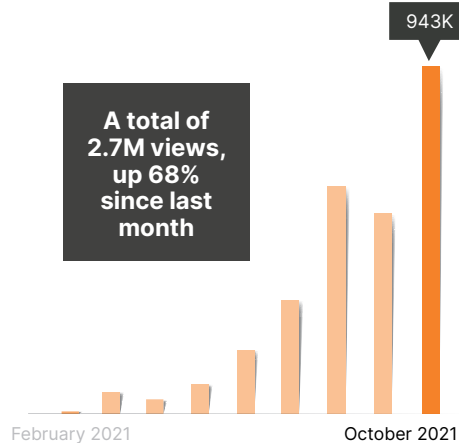
The majority of Tjuntjuntjara's Spinifex Health Service patients have all their medications, investigations, discharge summaries and health summaries in My Health Record. This means that when they travel to other communities, all of this is instantly accessible. This has been an invaluable resource to maintain continuity of care.

”

Dr Jill Benson AM
Medical Director
Tjuntjuntjara's Spinifex Health Service.

Immunisation Views

A total of
2.7M views,
up 68%
since last month



Australians trust My Health Record to keep their health information secure but remember, you can decide which healthcare providers can view your record. This month nearly **27K** people checked who had accessed their record.

People also **viewed** more than

995K
COVID-19 digital certificates

930%
increase
since last month

231K
Diagnostic imaging reports

65K
Discharge summaries

HOW ARE **HEALTHCARE PROVIDERS** USING IT?

PHARMACY



99% of pharmacies are now registered
99% have used My Health Record

GP



99% of GPs are now registered
95% have used My Health Record

PUBLIC HOSPITAL



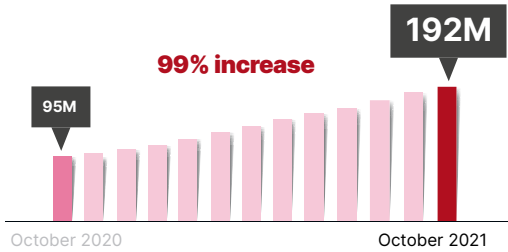
97% of public hospitals are now registered
95% have used My Health Record



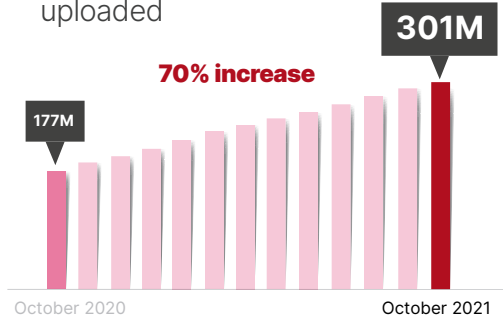
Public hospitals are providing better continuity of care as they have viewed more than **933K** documents which were uploaded by other healthcare providers - matching the number viewed by GPs for the first time ever.

HOW ARE HEALTHCARE PROVIDERS USING IT?

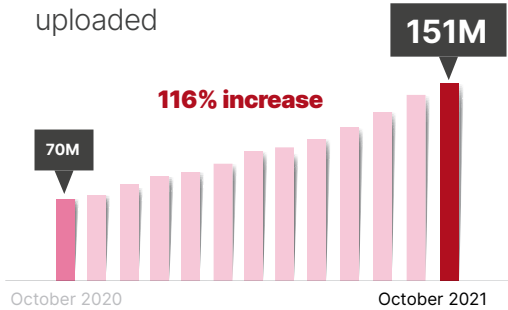
Volume of **clinical documents** uploaded



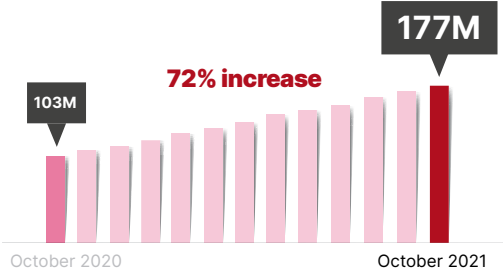
Volume of **medicine documents** uploaded



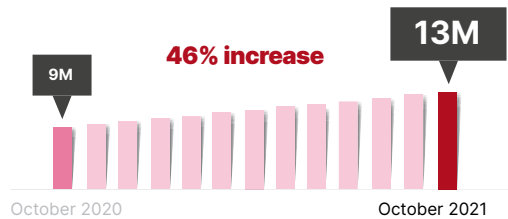
Volume of **pathology reports** uploaded



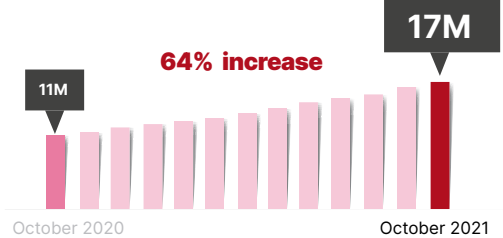
Volume of **dispense records** uploaded



Volume of **discharge summary reports** uploaded

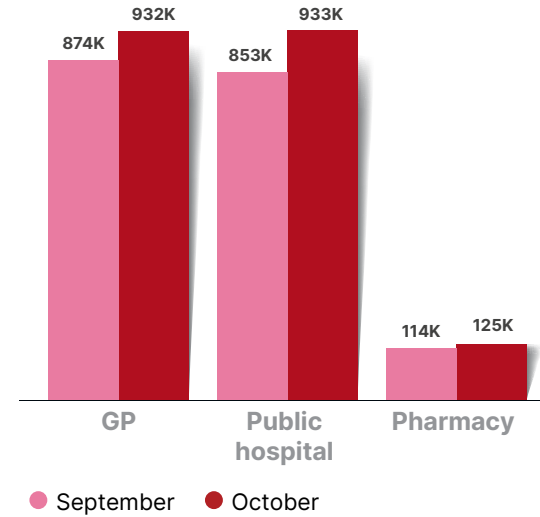


Volume of **diagnostic imaging reports** uploaded



How are healthcare professionals using these documents?

Documents **viewed** which were **uploaded by other organisations**



Documents **uploaded** which were **viewed by other organisations**

