



My Health Record

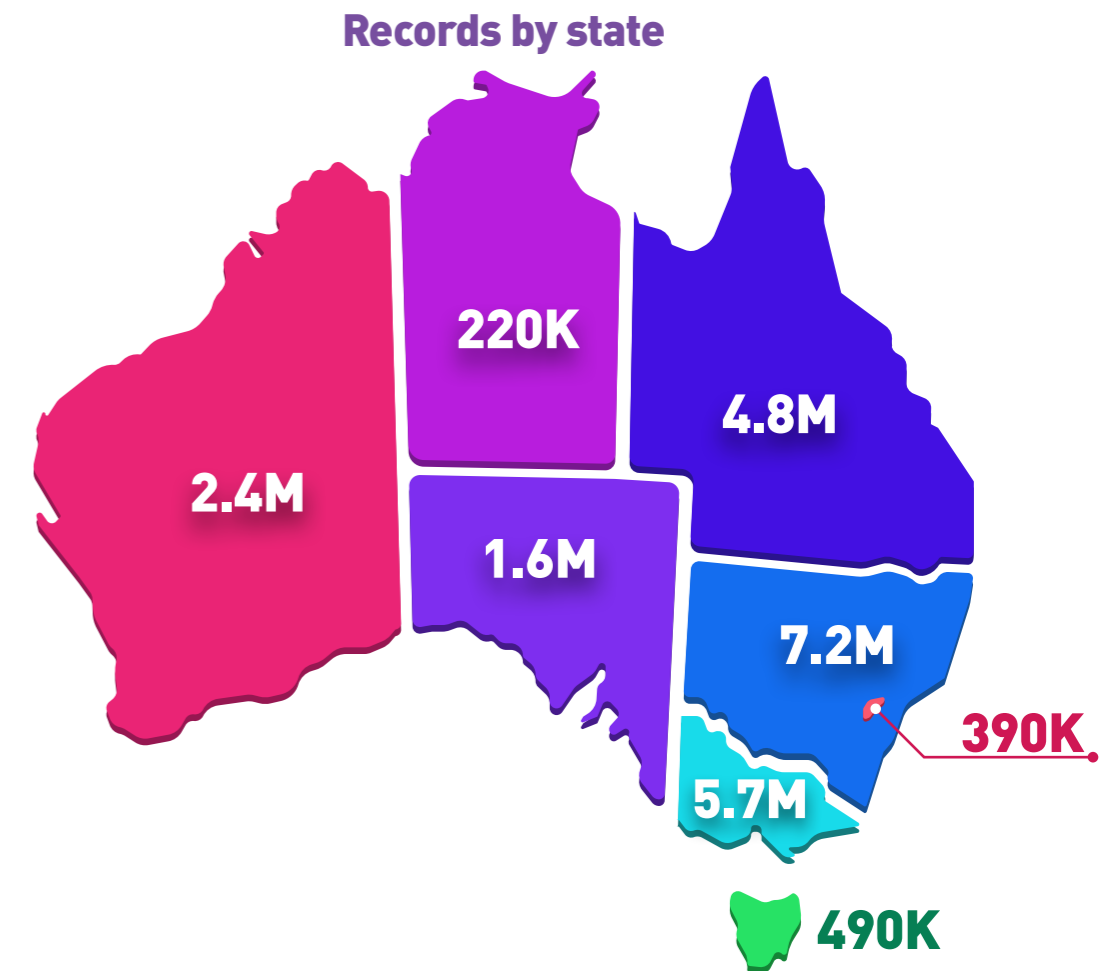
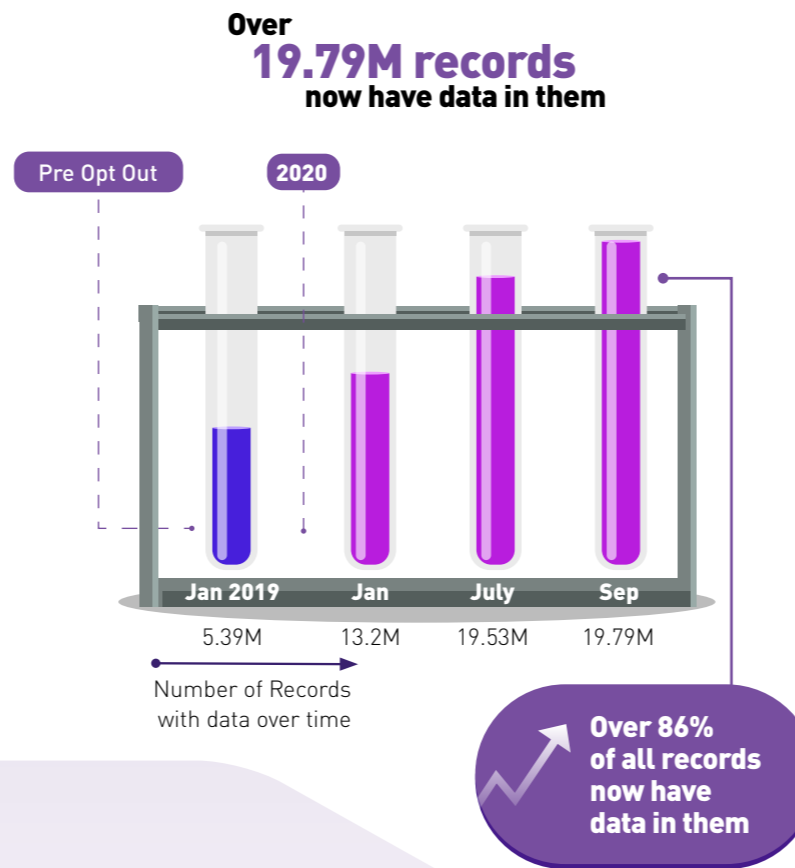
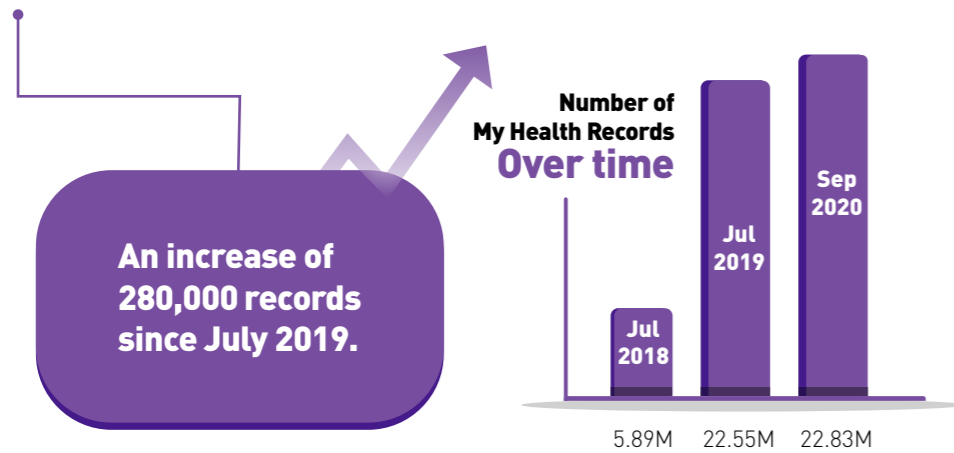
Statistics and Insights

SEPTEMBER 2020

The Australian Digital Health Agency publishes a range of statistics about how My Health Record is being used by healthcare provider organisations and patients. The statistics include information about registrations, document uploads and prescription/dispense documents.

22.83M Total My Health Records

When you have a My Health Record your health information can be viewed securely online from anywhere, at any time - even if you move or travel interstate. You and your healthcare providers can also access your health information from any computer or device that's connected to the internet.



What's inside?

2.31B Documents uploaded to My Health Record

From medical histories to the latest blood tests, from pathology reports to advanced care plans, more vital health information is now securely stored and available when needed.

There are more than 258M documents in the system that have been uploaded by consumers or healthcare providers.

+ 90M Clinical Documents

Documents uploaded by a healthcare provider like hospitals, pathologists and radiologists.

An increase of more than 4.5 million documents in September.

+ 167M Medicine Documents

Documents uploaded by healthcare providers like pharmacies and GPs.

An increase of more than 9 million documents in September.

+ 2B Medicare Documents

Documents uploaded by government agencies like Services Australia and Veterans' Affairs.

+ 330K Consumer Documents

Documents uploaded by people



Key Insight

Since January 2020 the volume of documents uploaded by a healthcare provider like hospitals, pathologists and radiologists increased by more than 70%.

How are people using it?



Nearly **15 million** people had their **Immunisation Register** uploaded



More than a 50% increase since March due to a bulk upload of these important documents.



More than **1.6 million** people had their **Organ Donor Register** uploaded

"We rely on My Health Record to keep us updated on patient pathology, imaging, medication, dispensing and history records. We can see what other doctors have requested and performed, overcoming the delays waiting for records requested from other practices. We can also see what scripts were dispensed. This helped us a lot with the recent COVID-19 test results, where it was quicker to see the result on the patient's My Health Record than to join the phone queue to get the result."

Dr Yolande Knight,
Senior Medical Officer,
Wirraka Maya Health
Service Aboriginal
Corporation

What are the top 3 documents people have added themselves?

1




213,396
Health Summaries

2



61,851
Health Notes

3



29,322
Advance Care Directive
Custodian Reports



Australians have uploaded over **332,000** documents in total

What do people view the most?



People are looking at the **Pathology reports** in their record the most, with more than **177,000** views

What about security and privacy?



Almost **40,000** Australians

have placed advanced access controls on their records



Remember, you can decide which healthcare providers can view or update your record. You can also choose what information you'd like to share.



Key Insight

It's important to remember **not to put your health on hold**. Doctors, nurses and mental health professionals can now deliver Medicare-subsidised services, including mental health support, via telehealth to all Australians.

How are healthcare providers using it?

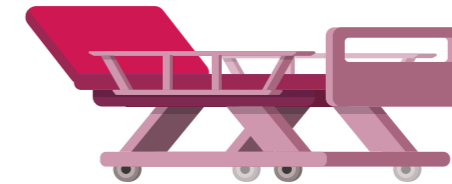


99% of pharmacies are now registered
87% are using My Health Record

That's another **2% increase** in September



94% of GPs are now registered
84% are using My Health Record



96% of public hospitals are now registered
94% are using My Health Record

That's an **increase of 3%** in September

How many documents are in the system now?



There are nearly **65 million** Pathology Reports

That's more than a **3.6 million** increase in September



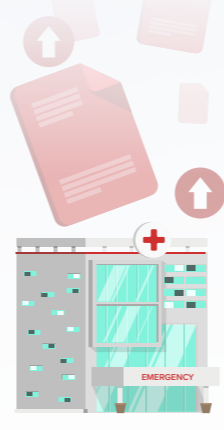
There are nearly **10 million** Diagnostic Imaging Reports

That's more than a **500K increase** in September



There are more than **96 million** Dispense Records

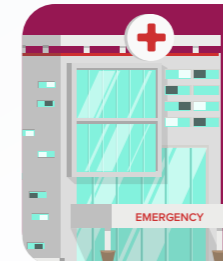
That's an increase of **5 million** in September



There are more than **8 million** Discharge Summaries

How do healthcare providers view each others documents?

Public Hospitals



uploaded 406,000 documents viewed by others since September 2019
viewed 386,000 documents uploaded by others since September 2019

General Practitioners

uploaded 253,000 documents viewed by others since September 2019
viewed 504,000 documents uploaded by others since September 2019



Key Insight

For the first time since July, General Practitioners regained their position as top 2 contributor of documents to the system with a large increase in the number of prescription records being uploaded.