



My Health Record

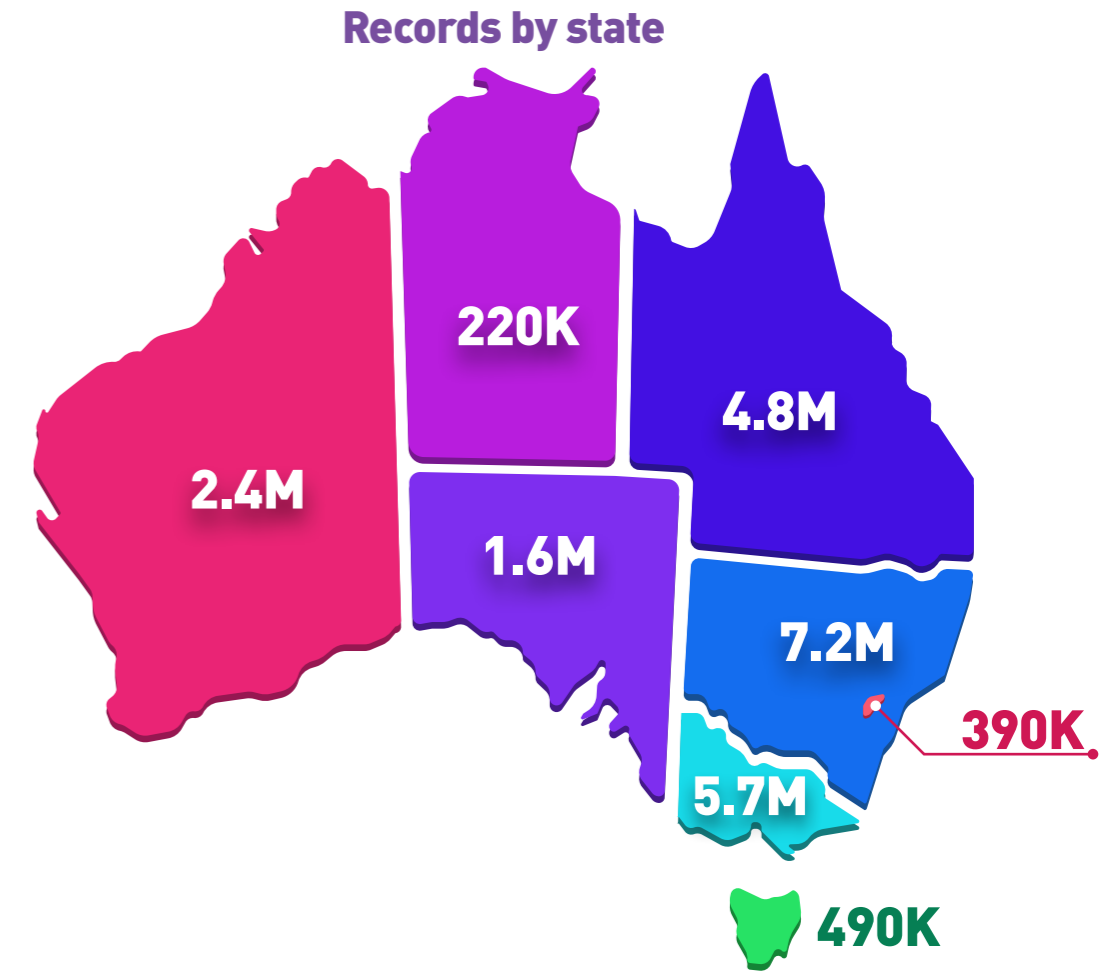
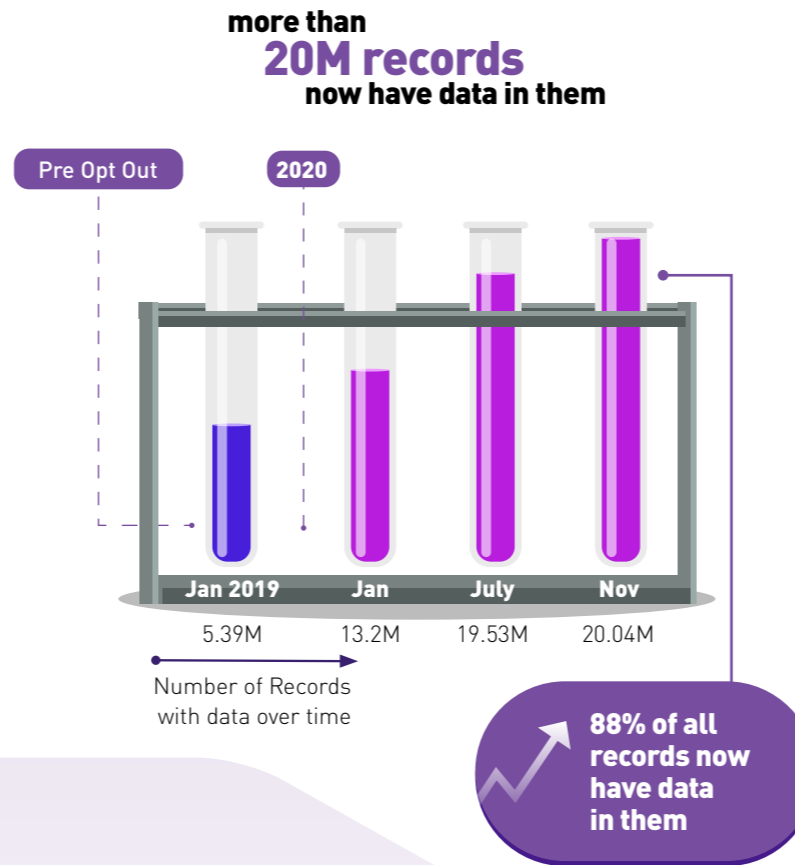
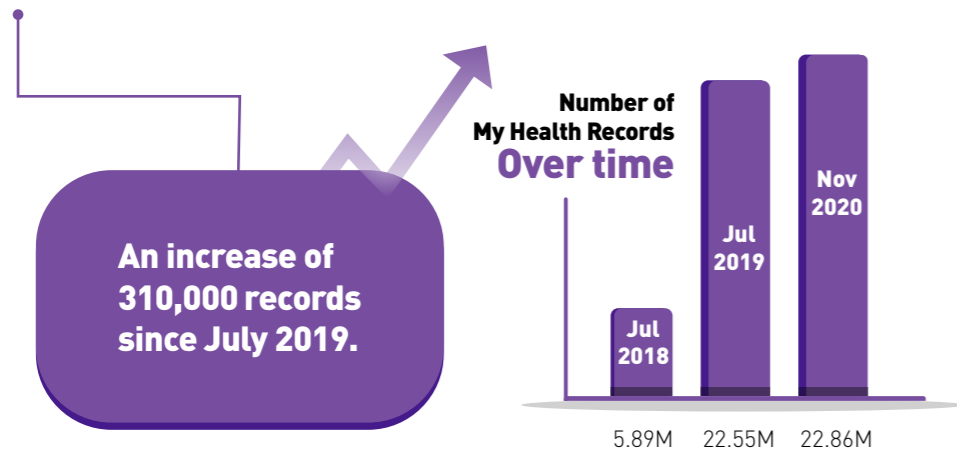
Statistics and Insights

NOVEMBER 2020

The Australian Digital Health Agency publishes a range of statistics about how My Health Record is being used by healthcare provider organisations and patients. The statistics include information about registrations, document uploads and prescription/dispense documents.

22.86M Total My Health Records

When you have a My Health Record your health information can be viewed securely online from anywhere, at any time - even if you move or travel interstate. You and your healthcare providers can also access your health information from any computer or device that's connected to the internet.



What's inside?

2.46B Documents uploaded to My Health Record

From medical histories to the latest blood tests, from pathology reports to advanced care plans, more vital health information is now securely stored and available when needed.

There are more than 290M documents in the system that have been uploaded by consumers or healthcare providers.

+ 103M Clinical Documents

Documents uploaded by a healthcare provider like hospitals, pathologists and radiologists.

An increase of nearly 8 million documents in November

+ 185M Medicine Documents

Documents uploaded by healthcare providers like pharmacies and GPs.

An increase of more than 10 million documents in November.

+ 2.1B Medicare Documents

Documents uploaded by government agencies like Services Australia and Veterans' Affairs.

+ 339K Consumer Documents

Documents uploaded by people



Key Insight

Since January 2020 the volume of records with data in them has increased by more than 50% from 13.2 million to more than 20 million.

How are people using it?



Nearly **15 million** people had their **Immunisation Register** uploaded



More than a 50% increase since March due to a bulk upload of these important documents.



More than **1.6 million** people had their **Organ Donor Register** uploaded

"We rely on My Health Record to keep us updated on patient pathology, imaging, medication, dispensing and history records. We can see what other doctors have requested and performed, overcoming the delays waiting for records requested from other practices. We can also see what scripts were dispensed. This helped us a lot with the recent COVID-19 test results, where it was quicker to see the result on the patient's My Health Record than to join the phone queue to get the result."

Dr Yolande Knight,
Senior Medical Officer,
Wirraka Maya Health
Service Aboriginal
Corporation

What are the top 3 documents people have added themselves?

1




219,092
Health Summaries

2



62,759
Health Notes

3



29,876
Advance Care Directive
Custodian Reports



Australians have uploaded over **339,000** documents in total

What do people view the most?



People are looking at the **Pathology reports** in their record the most in November, with more than **233,000** views



That is nearly **260% increase** since November 2019 and more than **30%** since last month.

What about security and privacy?



Almost **40,000** Australians

have placed advanced access controls on their records



Remember, you can decide which healthcare providers can view or update your record. You can also choose what information you'd like to share.



Key Insight

It's important to remember **not to put your health on hold**. Doctors, nurses and mental health professionals can now deliver Medicare-subsidised services, including mental health support, via telehealth to all Australians.

How are healthcare providers using it?



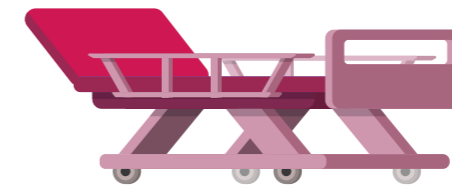
99% of pharmacies are now registered
89% are using My Health Record

That's another **1% increase** in November



95% of GPs are now registered
85% are using My Health Record

That's a **1% increase** in November



96% of public hospitals are now registered
94% are using My Health Record

How many documents are in the system now?



There are more than

75 million

Pathology Reports

That's more than a **6.4 million** increase in November



There are nearly

11 million

Diagnostic Imaging Reports

That's more than a **650K increase** in November



There are more than

107 million

Dispense Records

That's a **5.9 million** increase in November



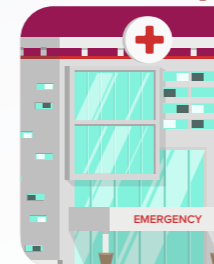
There are more than

9 million

Discharge Summaries

How do healthcare providers view each others documents?

Public Hospitals



uploaded 455,000 documents viewed by others since November 2019

That's an increase of **7%** in November

viewed 452,000 documents uploaded by others since November 2019

That's an increase of **9%** in November

General Practitioners

That's an increase of **10%** in November

uploaded 290,000 documents viewed by others since November 2019

That's an increase of **7%** in November

viewed 541,000 documents uploaded by others since November 2019



Key Insight



Public Hospitals have viewed more than 2.5 million medicine documents and uploaded more than 3.2 million discharge summaries since November 2019.