



My Health Record

## Statistics and Insights

### **MARCH 2021**

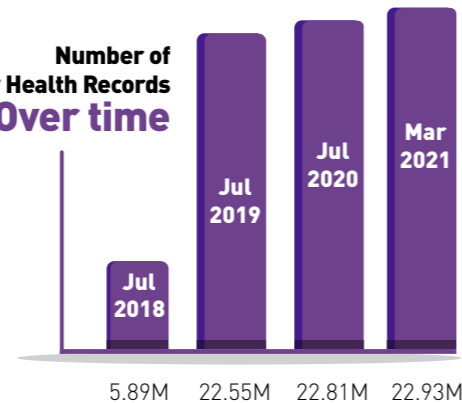
The Australian Digital Health Agency publishes a range of statistics about how My Health Record is being used by healthcare provider organisations and patients. The statistics include information about registrations, document uploads and prescription/dispense documents.

## 22.93M Total My Health Records

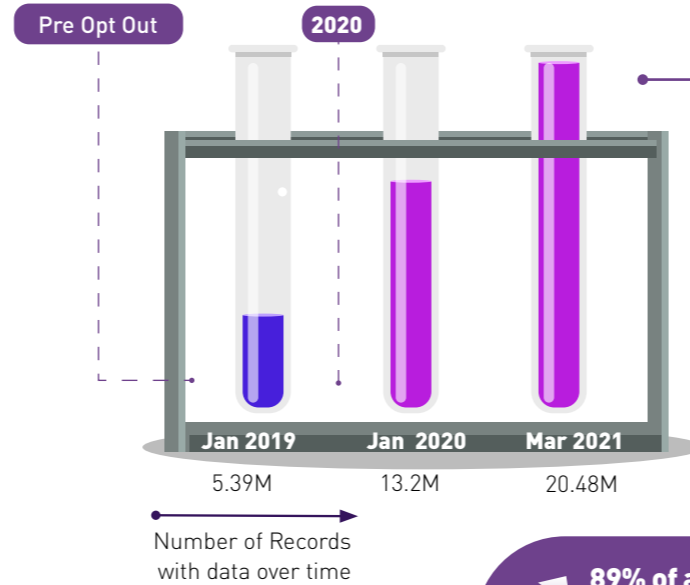
When you have a My Health Record your health information can be viewed securely online from anywhere, at any time - even if you move or travel interstate. You and your healthcare providers can also access your health information from any computer or device that's connected to the internet.

An increase of 120,000 records since July 2020 and 20,000 in the last month.

Number of My Health Records Over time

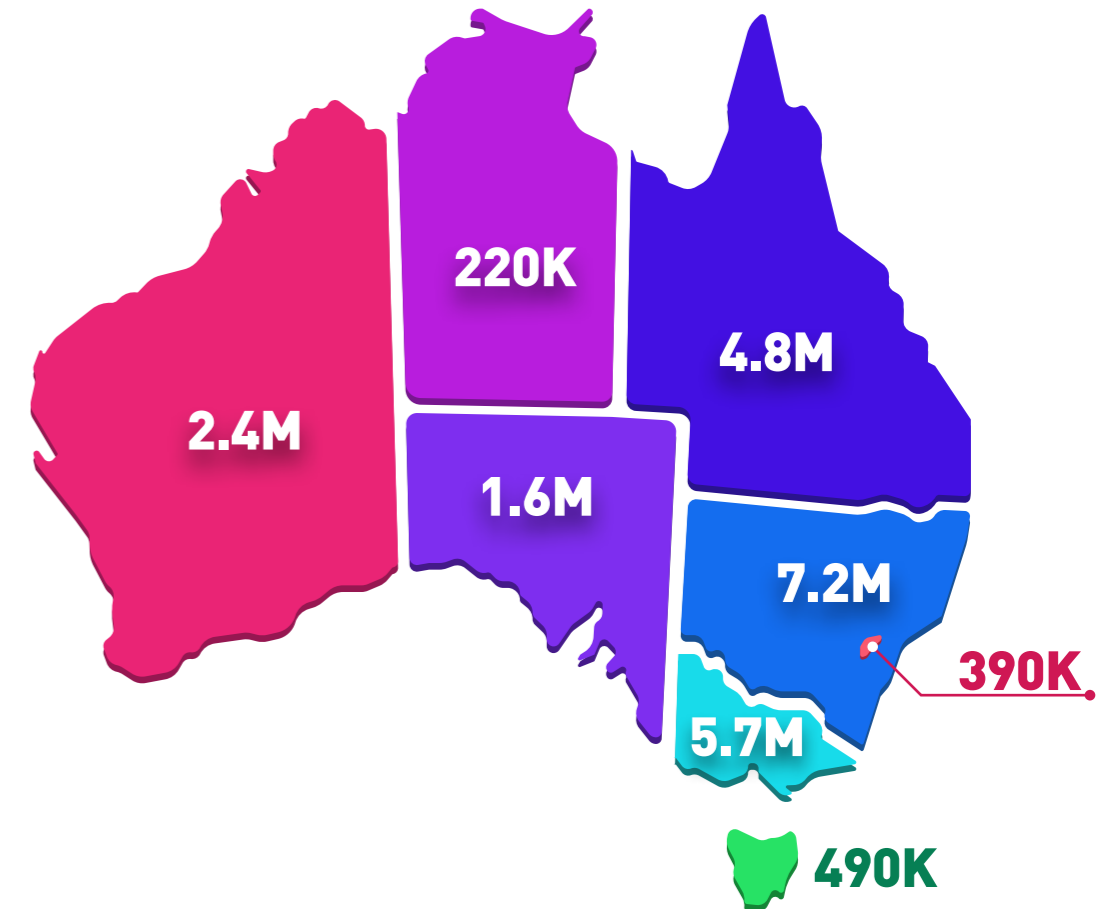


more than 20M records now have data in them



89% of all records now have data in them

Records by state



## What's inside?

### 2.74B Documents uploaded to My Health Record

From medical histories to the latest blood tests, from pathology reports to advanced care plans, more vital health information is now securely stored and available when needed.

There are more than 350M documents in the system that have been uploaded by consumers or healthcare providers.

#### Nearly 129M Clinical Documents

Documents uploaded by a healthcare provider like hospitals, pathologists and radiologists.

An increase of more than 6 million documents in March

#### Nearly 223M Medicine Documents

Documents uploaded by healthcare providers like pharmacies and GPs.

An increase of more than 9 million documents in March

#### Nearly 2.4B Medicare Documents

Documents uploaded by government agencies like Services Australia and Veterans' Affairs.

#### 358K Consumer Documents

Documents uploaded by people



#### Key Insight

There have been 67,000 people who have registered for a My Health Record that had previously opted out and another 11,000 registered that had previously cancelled their record.

# How are people using it?



More than **15 million** people had their **Immunisation Register uploaded**



More than a 50% increase since March 2020 due to a bulk upload of these important documents.



**1.85 million** people had their **Organ Donor Register uploaded**

*"We rely on My Health Record to keep us updated on patient pathology, imaging, medication, dispensing and history records. We can see what other doctors have requested and performed, overcoming the delays waiting for records requested from other practices. We can also see what scripts were dispensed. This helped us a lot with the recent COVID-19 test results, where it was quicker to see the result on the patient's My Health Record than to join the phone queue to get the result."*

**Dr Yolande Knight,**  
Senior Medical Officer,  
Wirraka Maya Health  
Service Aboriginal  
Corporation

What are the top 3 documents people have added themselves?

1




**232,873**  
Health Summaries

2



**64,827**  
Health Notes

3



**31,063**  
Advance Care Directive  
Custodian Reports



Australians have uploaded over **358,000** documents in total

What do people view the most?



People are looking at the **Pathology reports** in their record the most in March with **348,984** views



More than **30%** increase in the last month.

What about security and privacy?



**41,000**  
Australians

have placed advanced access controls on their records



Remember, you can decide which healthcare providers can view or update your record. You can also choose what information you'd like to share.



## Key Insight

It's important to remember **not to put your health on hold**. Doctors, nurses and mental health professionals can now deliver Medicare-subsidised services, including mental health support, via telehealth and electronic prescriptions are now available to all Australians.

# How are healthcare providers using it?



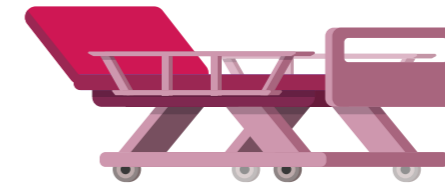
**99%** of pharmacies are now registered  
**93%** have used My Health Record

An increase of **1% in March**



**97%** of GPs are now registered  
**88%** have used My Health Record

An increase of **1% in March**



**97%** of public hospitals are now registered  
**95%** have used My Health Record

## How many documents are in the system now?



There are more than **96 million** Pathology Reports

An increase of **more than 5M** in March




There are more than **13 million** Diagnostic Imaging Reports

An increase of **more than 500K** in March



There are more than **129 million** Dispense Records

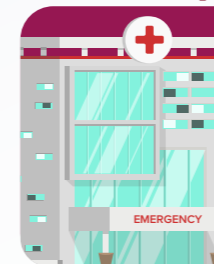
An increase of **more than 5M** in March



There are more than **10 million** Discharge Summaries

## How do healthcare providers view each others documents?

### Public Hospitals



**uploaded 548,000** documents viewed by others since March 2020

An increase of nearly **6%** in March

**viewed 578,000** documents uploaded by others since March 2020

An increase of more than **6%** in March

### General Practitioners

An increase of more than **6%** in March

**uploaded 360,000** documents viewed by others since March 2020

An increase of nearly **6%** in March

**viewed 656,000** documents uploaded by others since March 2020



## Key Insight



Public Hospitals use continues to increase with nearly 3.5 million medicine documents viewed and more than 3.2 million discharge summaries among the 35 million documents uploaded since March 2020.