



My Health Record

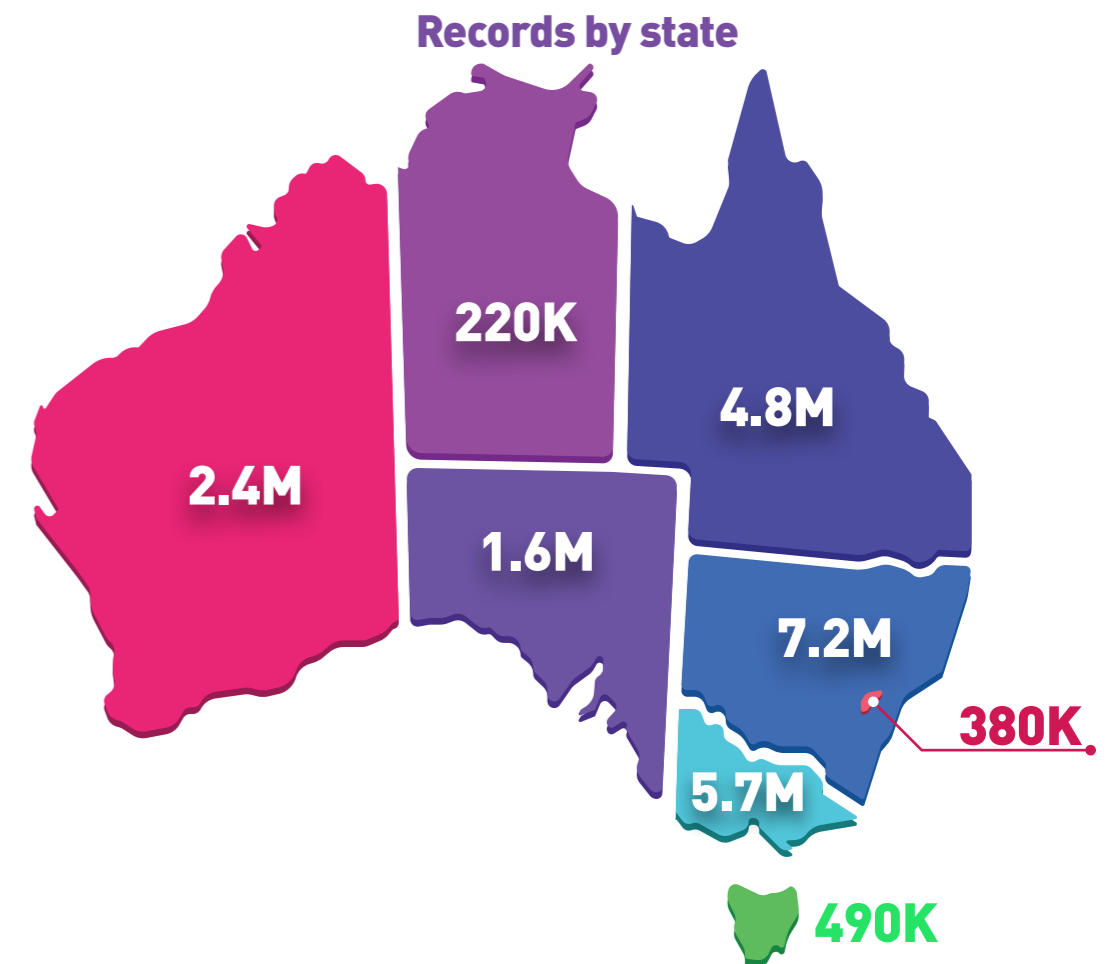
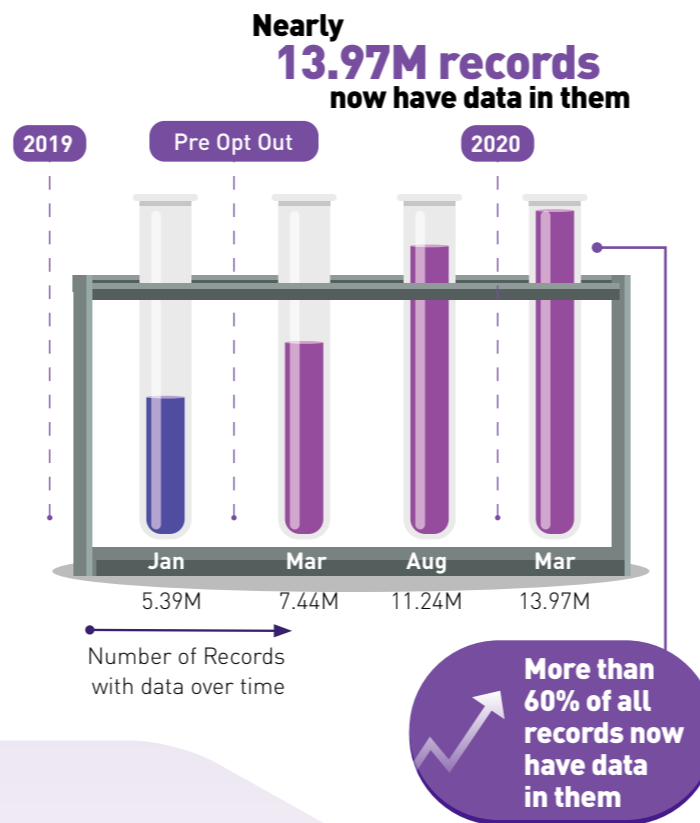
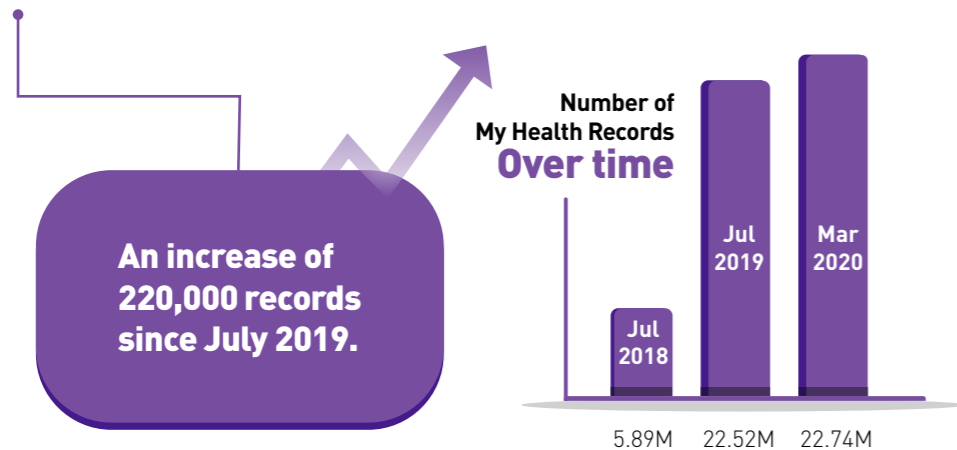
Statistics and Insights

MAR 2019 TO MAR 2020

The Australian Digital Health Agency publishes a range of statistics about how My Health Record is being used by healthcare provider organisations and patients. The statistics include information about registrations, document uploads and prescription/dispense documents.

22.74M Total My Health Records

When you have a My Health Record your health information can be viewed securely online from anywhere, at any time - even if you move or travel interstate. You and your healthcare providers can also access your health information from any computer or device that's connected to the internet.



What's inside?

1.89B Documents uploaded to My Health Record

From medical histories to the latest blood tests, from pathology reports to advanced care plans, more vital health information is now securely stored and available when needed.

330M documents have been uploaded in the last 5 months alone.

Over 62.12M Clinical Documents
Documents uploaded by a healthcare provider like hospitals, pathologists and radiologists.

An increase of nearly 5 million documents in March alone.

Over 121.85M Medicine Documents
Documents uploaded by healthcare providers like pharmacies and GPs.

An increase of nearly 10 million documents in March alone.

1.71B Medicare Documents
Documents uploaded by government agencies like Services Australia and Veterans' Affairs.

297K Consumer Documents
Documents uploaded by people



Key Insight

Use by healthcare providers spiked significantly in March with more than 30% increase in Clinical and Medicine documents.

How are people using it?



Nearly **7 million** people had their **Immunisation Register** uploaded

More than 4% increase in March



Over **1.4 million** people had their **Organ Donor Register** uploaded


"The main hurdle I faced in the bushfires was assisting patients who had chosen to opt out of the My Health Record system."

Paul Smith,
Capital Chemist
Huskisson
January 2020

What are the top 3 documents people have added themselves?

1  **187,270** Health Summaries

2  **57,960** Health Notes

3  **26,920** Advance Care Directive Custodian Reports

Australians have uploaded over **297,008** documents in total

What do people view the most?




More people are looking at their **Pathology reports** in their record, with more than **140,000** views


That's a **76% increase** since February

What about security and privacy?

 **35,510** Australians

have placed advanced access controls on their records

 Remember, you can decide which healthcare providers can view or update your record. You can also choose what information you'd like to share.

 **Key Insight**
Given the recent crisis events with fires and storms and the current Pandemic that Australians are facing, it is reassuring that more people than ever now have access to their medical information if and when they need it.

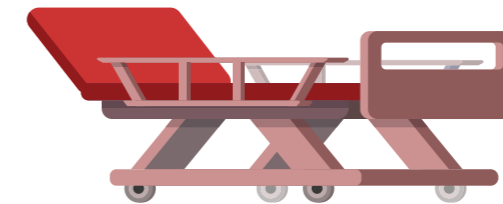
How are healthcare providers using it?



91% of pharmacies are now registered
69% are using My Health Record



91% of GPs are now registered
73% are using My Health Record



94% of public hospital beds are now registered

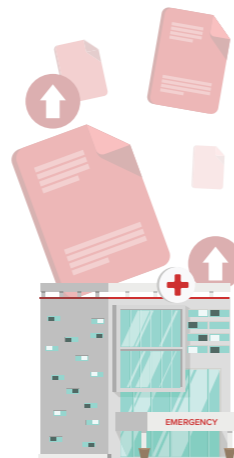
How many documents are in the system now?



There are almost **43 million** Pathology Reports



There are nearly **7 million** Diagnostic Imaging Reports



There are more than **6 million** Discharge Summaries




There are more than **4 million** Shared Health Summaries

How did healthcare provider views change in March?



Views by GP's in March reached nearly **250,000**
An increase of almost **20%** since February.



Views by Public Hospitals and Health Services were **180,000**

That's an increase of more than **40%** in the last month.



Key Insight

Healthcare providers are continuing to interact with My Health Record at an increasing rate. Uploads by GPs, pharmacies and public hospitals reached 10 million in March.