



My Health Record

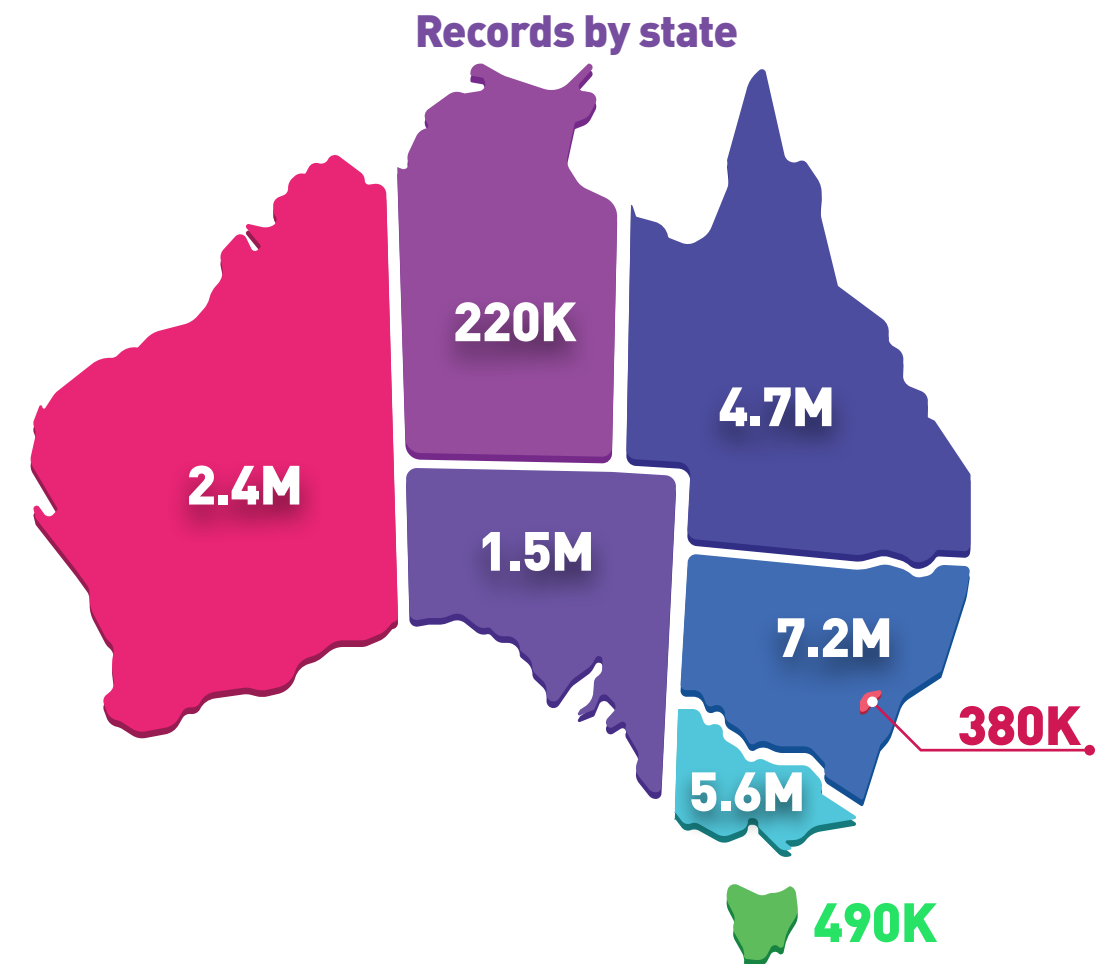
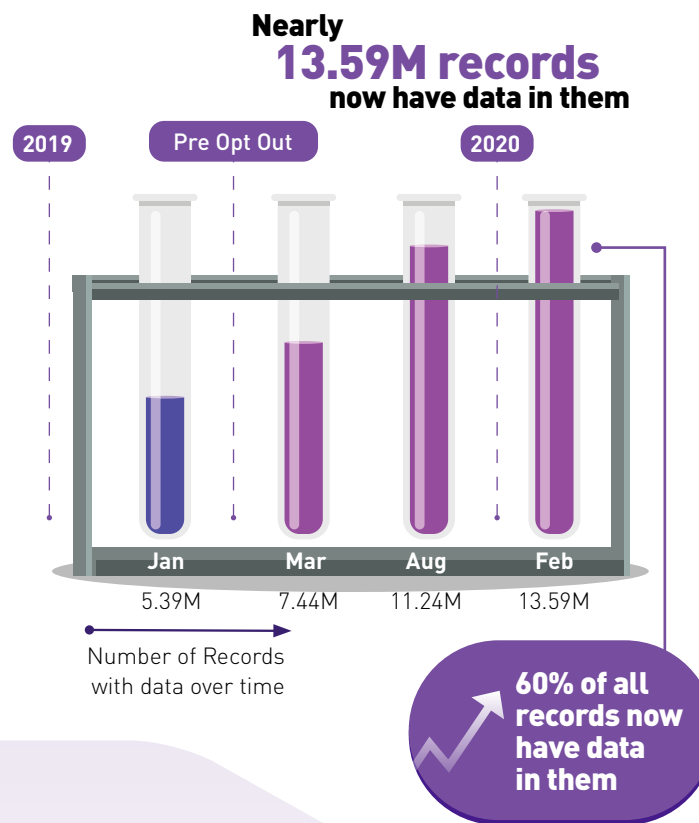
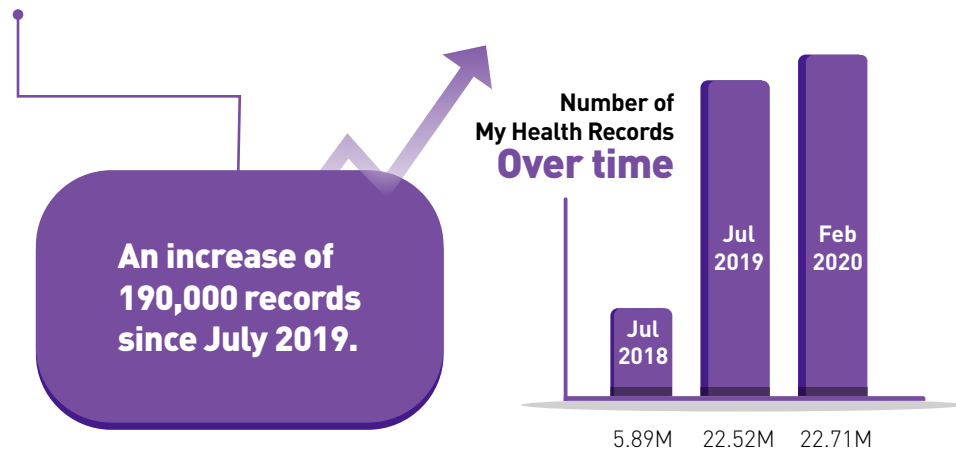
Statistics and Insights

MAR 2019 TO FEB 2020

The Australian Digital Health Agency publishes a range of statistics about how My Health Record is being used by healthcare provider organisations and patients. The statistics include information about registrations, document uploads and prescription/dispense documents.

22.71M Total My Health Records

When you have a My Health Record your health information can be viewed securely online from anywhere, at any time - even if you move or travel interstate. You and your healthcare providers can also access your health information from any computer or device that's connected to the internet.



What's inside?

1.81B Documents uploaded to My Health Record

From medical histories to the latest blood tests, from pathology reports to advanced care plans, more vital health information is now securely stored and available when needed.

Another 60M documents were uploaded in January.

Over 57.2M Clinical Documents
Documents uploaded by a healthcare provider like hospitals, pathologists and radiologists.

Over 112.4M Medicine Documents
Documents uploaded by healthcare providers like pharmacies and GPs.

An increase of more than 6 million in February alone

Over 1.65B Medicare Documents
Documents uploaded by government agencies like Services Australia and Veterans' Affairs.

Over 290.6K Consumer Documents
Documents uploaded by people



Key Insight

Use by healthcare providers continues to grow with more than 10 million Clinical and Medicine Documents being consistently uploaded each month

How are people using it?



Over **6.7 million** people had their **Immunisation Register** uploaded



Over **1.3 million** people had their **Organ Donor Register** uploaded


"The main hurdle I faced in the bushfires was assisting patients who had chosen to opt out of the My Health Record system."

Paul Smith,
Capital Chemist
Huskisson
January 2020

What are the top 3 documents people have added themselves?

1  **182,360**
Health Summaries

2  **57,300**
Notes

3  **26,360**
Advance Care Directive
Custodian Reports

 **Australians have uploaded over 286,810 documents in total**


What do people view the most?




Australians prefer to access their **Summary Information** in their record, with over **8 million** views


 That's an increase of **1 million views** in February alone

What about security and privacy?

 **34,830**
Australians

have placed advanced access controls on their records

 Remember, you can decide which healthcare providers can view or update your record. You can also choose what information you'd like to share.

 **Key Insight**
Given the recent crisis events with fires and storms and the current Pandemic that Australians are facing, it is reassuring that more people than ever now have access to their medical information if and when they need it.


How are healthcare providers using it?



91% of pharmacies are now registered
70% are using My Health Record



91% of GPs are now registered
73% are using My Health Record



94% of public hospital beds are now registered

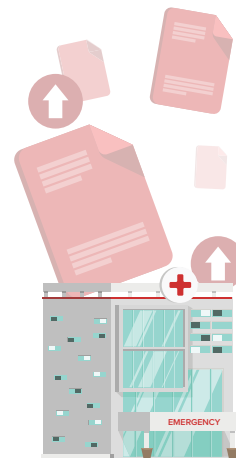
How many documents are in the system now?



There are almost **40 million** Pathology Reports



There are more than **6 million** Diagnostic Imaging Reports



There are more than **6 million** Discharge Summaries



There are more than **4 million** Shared Health Summaries

How did healthcare provider views change in February?




Total views by GP's reached **1.9M**

▲ An increase of more than **11%** since January.

Views by Public Hospitals and Health Services has consistently been over

125,000 for the last 3 months.



▲ An increase of more than **300%** since March 2019



Key Insight

Public Hospital and Health Services views have increased by more than 300% since March 2019.