



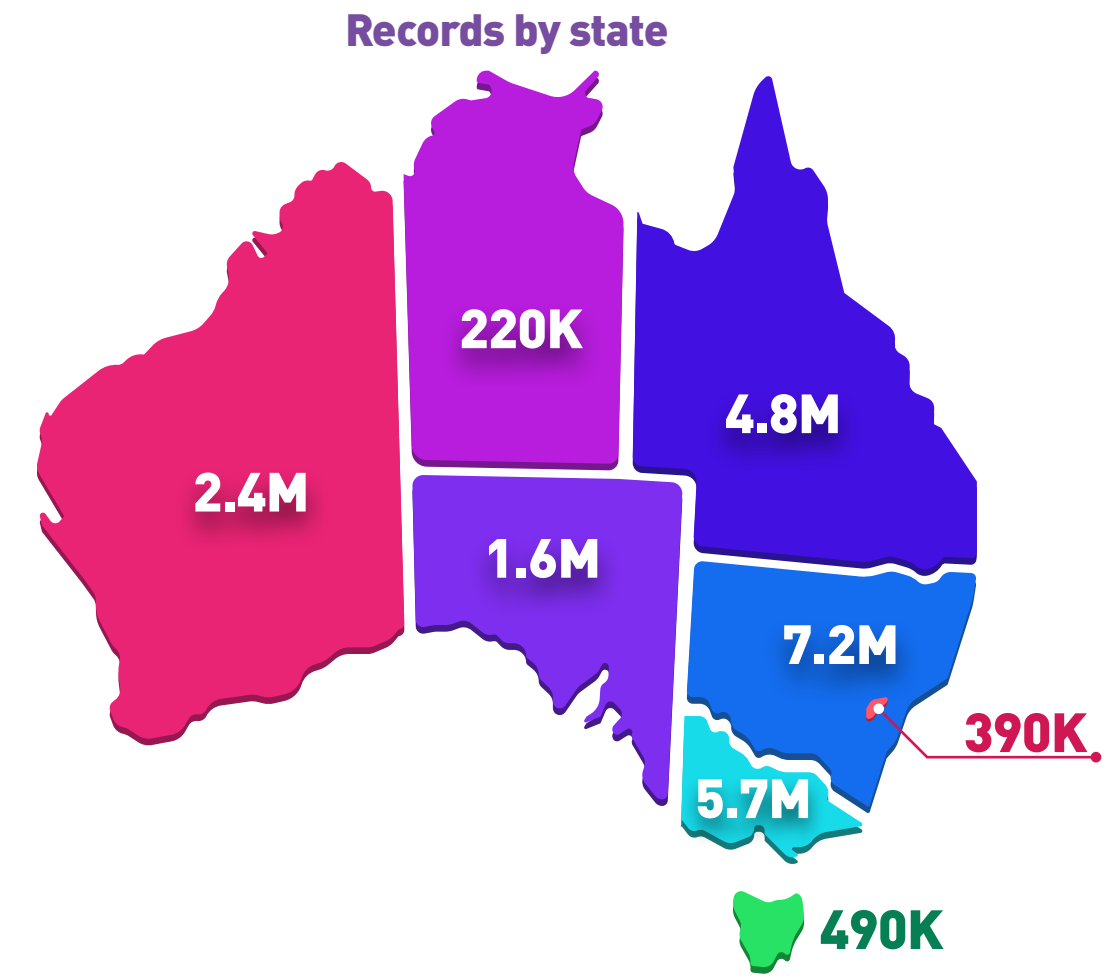
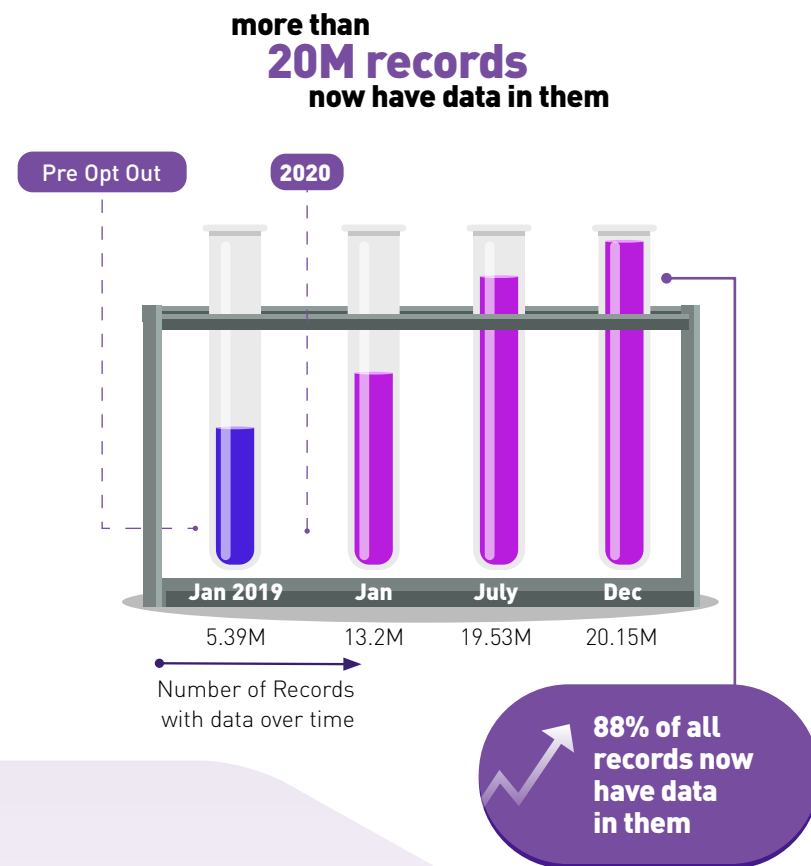
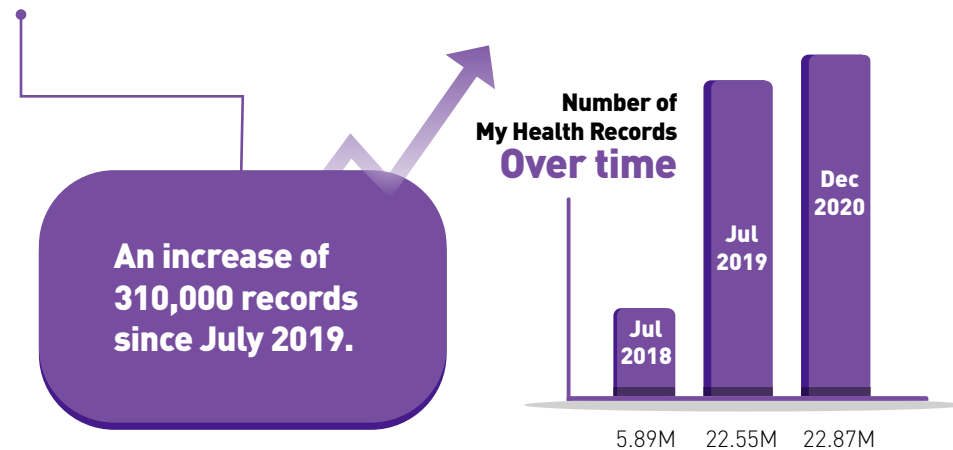
My Health Record

## Statistics and Insights **DECEMBER 2020**

The Australian Digital Health Agency publishes a range of statistics about how My Health Record is being used by healthcare provider organisations and patients. The statistics include information about registrations, document uploads and prescription/dispense documents.

## 22.87M Total My Health Records

When you have a My Health Record your health information can be viewed securely online from anywhere, at any time - even if you move or travel interstate. You and your healthcare providers can also access your health information from any computer or device that's connected to the internet.



## What's inside?

### 2.53B Documents uploaded to My Health Record

From medical histories to the latest blood tests, from pathology reports to advanced care plans, more vital health information is now securely stored and available when needed.

There are more than 300M documents in the system that have been uploaded by consumers or healthcare providers.

**+ 109M Clinical Documents**

Documents uploaded by a healthcare provider like hospitals, pathologists and radiologists.

Another increase of nearly 6 million documents in December

**+ 194M Medicine Documents**

Documents uploaded by healthcare providers like pharmacies and GPs.

Another increase of more than 9 million documents in December

**+ 2.2B Medicare Documents**

Documents uploaded by government agencies like Services Australia and Veterans' Affairs.

**+ 342K Consumer Documents**

Documents uploaded by people



### Key Insight

Since January 2020 the volume of records with data in them has increased by more than 50% from 13.2 million to more than 20 million.

# How are people using it?



Nearly **15 million** people had their **Immunisation Register** uploaded



More than a 50% increase since March due to a bulk upload of these important documents.



More than **1.75 million** people had their **Organ Donor Register** uploaded

*"We rely on My Health Record to keep us updated on patient pathology, imaging, medication, dispensing and history records. We can see what other doctors have requested and performed, overcoming the delays waiting for records requested from other practices. We can also see what scripts were dispensed. This helped us a lot with the recent COVID-19 test results, where it was quicker to see the result on the patient's My Health Record than to join the phone queue to get the result."*

**Dr Yolande Knight,**  
Senior Medical Officer,  
Wirraka Maya Health  
Service Aboriginal  
Corporation

What are the top 3 documents people have added themselves?

1




**221,161**  
Health Summaries

2



**63,094**  
Health Notes

3



**30,067**  
Advance Care Directive  
Custodian Reports



Australians have uploaded over **339,000** documents in total

What do people view the most?



People are looking at the **Pathology reports** in their record the most in December, with more than **188,233** views



More than **250% increase** since December 2019.

What about security and privacy?



Almost **40,000** Australians

have placed advanced access controls on their records



Remember, you can decide which healthcare providers can view or update your record. You can also choose what information you'd like to share.



## Key Insight

It's important to remember **not to put your health on hold**. Doctors, nurses and mental health professionals can now deliver Medicare-subsidised services, including mental health support, via telehealth to all Australians.

# How are healthcare providers using it?




**99%** of pharmacies are now registered  
**90%** are using My Health Record

Another increase of **1% in December**



**96%** of GPs are now registered  
**86%** are using My Health Record

Another increase of **1% in December**



**96%** of public hospitals are now registered  
**94%** are using My Health Record

## How many documents are in the system now?



There are more than **80 million** Pathology Reports

Another increase of **nearly 5 million** in December



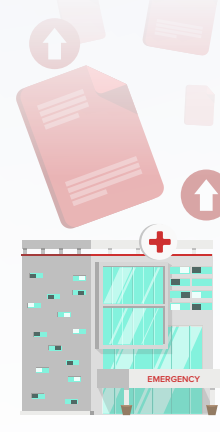
There are more than **11.5 million** Diagnostic Imaging Reports

Another increase of **more than 500K** in December



There are more than **112 million** Dispense Records


Another increase of **more than 5.4 million** in December



There are more than **9.3 million** Discharge Summaries

## How do healthcare providers view each others documents?

### Public Hospitals



**uploaded 471,000** documents viewed by others since December 2019

Another increase of **4%** in December

**viewed 483,000** documents uploaded by others since December 2019

Another increase of **7%** in December

### General Practitioners

Another increase of **6%** in December

**uploaded 306,000** documents viewed by others since December 2019

Another increase of **3%** in December

**viewed 557,000** documents uploaded by others since December 2019



### Key Insight

Public Hospitals use continues to increase with 2.7 million medicine documents viewed and more than 3.2 million discharge summaries uploaded since December 2019