



My Health Record

# Statistics and Insights

APRIL 2021

The Australian Digital Health Agency publishes a range of statistics about how My Health Record is being used by healthcare provider organisations and patients.

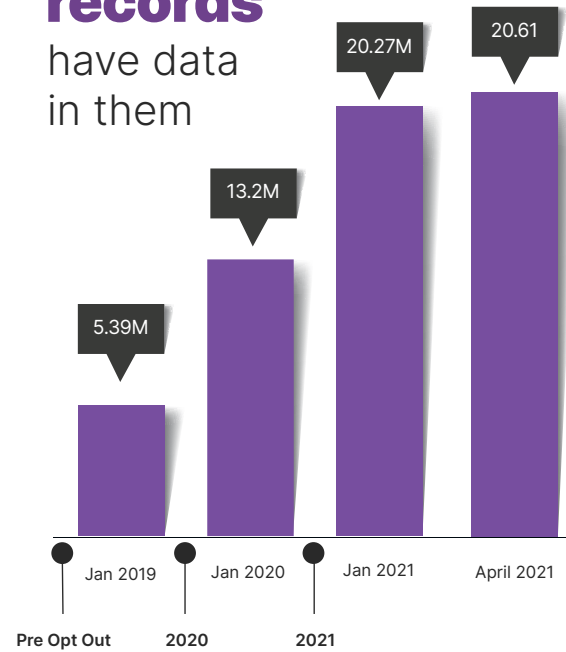
The statistics include information about registrations, document uploads and prescription/dispense documents.

**22.94M**  
total My Health Records



More than  
**20M records**  
have data  
in them

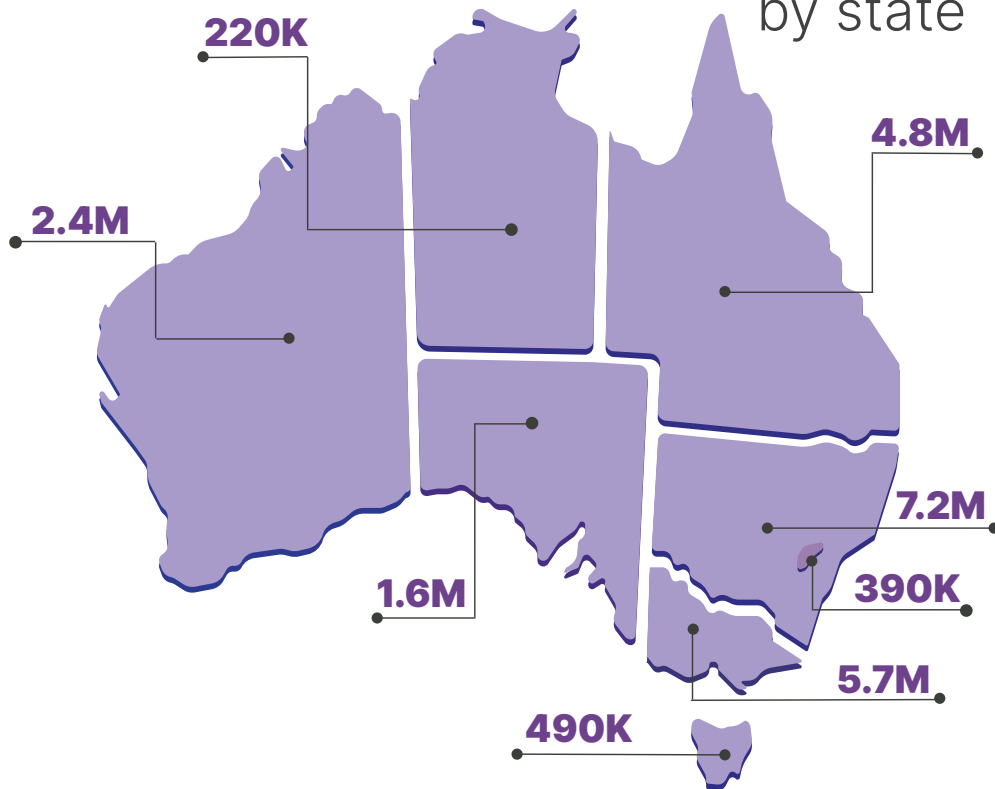
That's  
**90%**  
of all records



The volume of records with data in them has grown by more than  
**1M**  
since July 2020 and  
**120K**  
in the last month

# THE **BIG** PICTURE

## Records by state



When you have a My Health Record your health information can be viewed securely online from anywhere, at any time - even if you move or travel interstate. You and your healthcare providers can also access your health information from any computer or device that's connected to the internet.

The total number of records has increased by **390K** since July 2020

# WHAT IS **INSIDE?**

# 2.81B

documents uploaded to My Health Records



From medical histories to the latest blood tests, from pathology reports to advanced care plans, more vital health information is now securely stored and available when needed.



There have been 70,000 people who have registered for a My Health Record that had previously opted out and another 11,000 registered that had previously canceled their record.

# 365M

There are more than documents in the system that have been uploaded by consumers or healthcare providers.

## CLINICAL

### More than 135M

documents uploaded by a healthcare provider like hospitals, pathologists and radiologists.

## MEDICINE

### More than 232M

documents uploaded by healthcare providers like pharmacists and GPs.

## CONSUMER

### 362K

documents uploaded by people.

## MEDICARE

### More than 2.4B

documents uploaded by government agencies like Services Australia and Veterans' Affairs.

# HOW ARE **PEOPLE** USING IT?

**15M**  
people had their  
**immunisation  
register**  
uploaded



More than  
**50%**  
increase since April  
2020 due to a bulk upload  
of these important  
documents

**1.87M**  
people had their  
**organ  
donor register**  
uploaded



“

We rely on My Health Record to keep us updated on patient pathology, imaging, medication, dispensing and history records. We can see what other doctors have requested and performed, overcoming the delays waiting for records requested from other practices. We can also see what scripts were dispensed. This helped us a lot with the recent COVID-19 test results, where it was quicker to see the result on the patient's My Health Record than to join the phone queue to get the result.

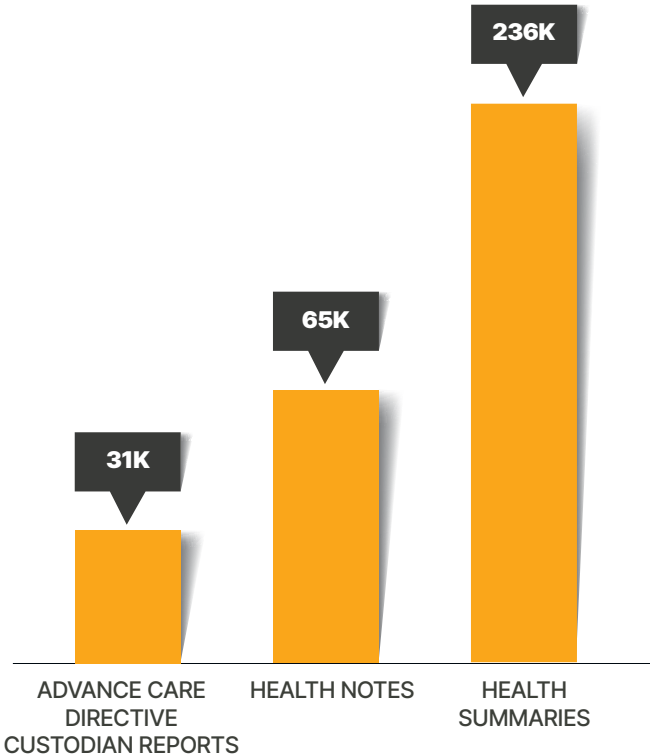
**Dr Yolande Knight**

Senior Medical Officer;  
Wirraka Maya Health Service Aboriginal Corporation

”

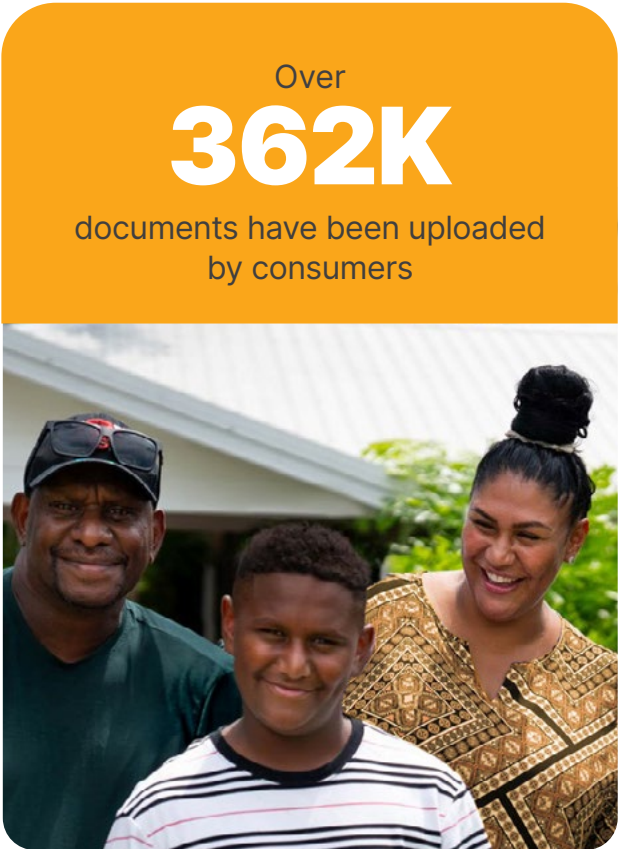
# HOW ARE **PEOPLE** USING IT?

What are the **top 3 documents** people have added themselves?



What did **people** view the most?

People are looking at **pathology reports** in their record the most in April with **356,707** views.



# WHAT ABOUT **SECURITY AND PRIVACY?**

More than **41,000** Australians have placed advanced access controls on their records.

Remember, you can decide which healthcare providers can view your record. You can also choose what information you'd like to share.



It's important to remember not to put your health on hold. Doctors, nurses and mental health professionals can now deliver Medicare-subsidised services. Mental health support via telehealth and electronic prescriptions are now available across Australia.

# HOW ARE **HEALTHCARE PROVIDERS** USING IT?



Public Hospitals use continues to increase with nearly **3.5M** medicine documents viewed and more than **3.2M** discharge summaries among the more than **35M** documents uploaded since April 2020.

## PHARMACY



**99%** of pharmacies are now registered

**93%** have used My Health Record

## GP



**98%** of GPs are now registered

**88%** have used My Health Record

## PUBLIC HOSPITAL



**97%** of public hospitals are now registered

**95%** have used My Health Record



# HOW ARE **HEALTHCARE PROVIDERS** USING IT?

How many **documents** are in the system now?



There are more than

**101M**  
pathology reports

An increase of more than **5M** in April



There are more than

**135M**  
dispense reports

An increase of **6M** in April



There are more than

**13.5M**  
diagnostic imaging reports

An increase of more than **500K** in April



There are more than

**10.6M**  
discharge summaries

An increase of **300K** in April

# HOW ARE **HEALTHCARE PROVIDERS** USING IT?



The Australian Digital Health Agency publishes a range of statistics about how My Health Record is being used by healthcare provider organisations and patients. The statistics include information about registrations, document uploads and prescription/dispense documents.